

TP-Link Omada

The Smarter Cloud Solution for Business Networking



2021

Hospitality | Education | Retail | Office
and More

Professional
Reliable
Secure





CORPORATE PROFILE

Founded in 1996, TP-Link is a global provider of reliable networking devices and accessories, involved in all aspects of everyday life. The company is consistently ranked by analyst firm IDC as the No.1 provider of Wi-Fi devices,* supplying distribution to more than 170 countries and serving billions of people worldwide.

With a proven heritage of stability, performance, and value, TP-Link has created a portfolio of consumer and SMB networking products. Now, as the connected lifestyle continues to evolve, the company is expanding its business domain into Smart Home and IoT technologies in order to meet the demands of tomorrow.

TP-Link offers all kinds of business products for any situation, providing advanced indoor and outdoor, wireless and wired systems, and surveillance for service provider and enterprise customers. The business products of TP-Link include Omada SDN, Pharos Wireless Broadband, JetStream and LiteWave Switches, and Omada and SafeStream Business Routers—ideal for hospitality, education, retail, and more.

*According to the latest published IDC Worldwide Quarterly WLAN Tracker Report, Q4 2020 Final Release.



CONTENTS

TP-Link Solution's Strengths 01

Introduction of Omada Cloud SDN 03

Industry Solutions 11

Hospitality	11
Education	14
Catering	16
Retail	19
Healthcare	21
Enterprise	24
Transportation	26
Accommodation	28
HQ and Branch Locations	30
Public Services	31
Big Events	32

Product Specifications 33

Omada Controller	33
Omada Wi-Fi 6 Access Points	34
Omada Wi-Fi 5 and Wi-Fi 4 Access Points	36
JetStream Switches by Omada SDN	38
Omada VPN Routers	39

TP-Link Solution's Strengths

TP-Link provides reliable networks and solutions for hospitality, education, retail, office, and more—all over the world. Tell us your needs and leave the rest to us.



Professional and Efficient One-Stop Solution

TP-Link offers a one-stop solution in accordance with our 'FARE' principle—Functional, Advanced, Reliable, Easy.




Excellent Pre- and After-Sales Services

TP-Link provides not only products with outstanding quality but also whole service for complete client satisfaction.


<h3>After-Sales Services</h3> <ul style="list-style-type: none">• Global Call Center Providing Hotline Support• 24/7 Post-Sales Email Service• Online SMB Community	<h3>Quality of Service</h3> <ul style="list-style-type: none">• Replacement and Warranty• Constant Firmware Updates from Cloud Service	<h3>Tech Solutions</h3> <ul style="list-style-type: none">• Online Training and Certifications—TPNA & TPNP• Specialized Support Teams Locally and Abroad
---	---	---

Comprehensive and Reliable Products Categories


TP-Link offers all kinds of business products for any situation, including indoor and outdoor access points, switches, routers, controllers, wireless broadband, and more.




Continuous Innovations
Independent research and development make TP-Link master the core technology, to react rapidly to changes in the market.



Vertical Integration
One of the few wireless networking companies that operate in-house manufacturing facilities to maintain the standard of every component.



High-Level Manufacturing
Decades of experience and the combination of supporting facilities ensure complete quality control.




Complete Quality Control
TP-Link develops, builds, crafts and sales products from start to finish, and takes rigorous tests and whole-process quality control.

Extensive Training and Support Resources


TP-Link’s success as a provider of network solutions has been built on its relationship and unrivalled commitment to its partners. We have developed various tools to help our partners grow their businesses.

► Certification and Training

Currently, TPNA for SMB, TPNP for SMB Routing & Switching, and TPNP for SMB Business Wi-Fi are provided. Access professional training to develop your skills and gain certification to enhance your career.




Designed for sales professionals, the TPNA SMB (TP-Link Network Associate for SMB) Certification attests to your acquired advanced network and wireless knowledge. It also certifies that you can explain and differentiate TP-Link SMB products based on criteria such as usage scenarios, configuration methods, software functions, and involved technologies.



Designed for technical professionals, the TPNP (TP-Link Network Professional) SMB Routing & Switching and Business Wi-Fi Certifications attest to your knowledge of Routing & Switching related to TP-Link Switches. Both also certify your ability to deploy business indoor and outdoor Wi-Fi, including assessment, installation, and maintenance.

► Partner Program


<https://partner.tp-link.com/>
For Value-Added Resellers (VARs) and System Integrators (SIs) looking for access to even better deals and tailored support, TP-Link has designed the TP-Link Partner Program to reward loyalty and help grow business.
Note: The Partner Program and benefits may vary according to your region. Please contact your local TP-Link representative for more information.



- Deal Registration
- Sales Tools
- Knowledge Base
- Marketing Materials
- Promotions
- Support
- Training & Certification

► SMB Community

<https://community.tp-link.com/en/business>



Technical support and case sharing.
Your direct dialogue with TP-Link.
When it comes to SMB, we know you want to learn more...



Forums



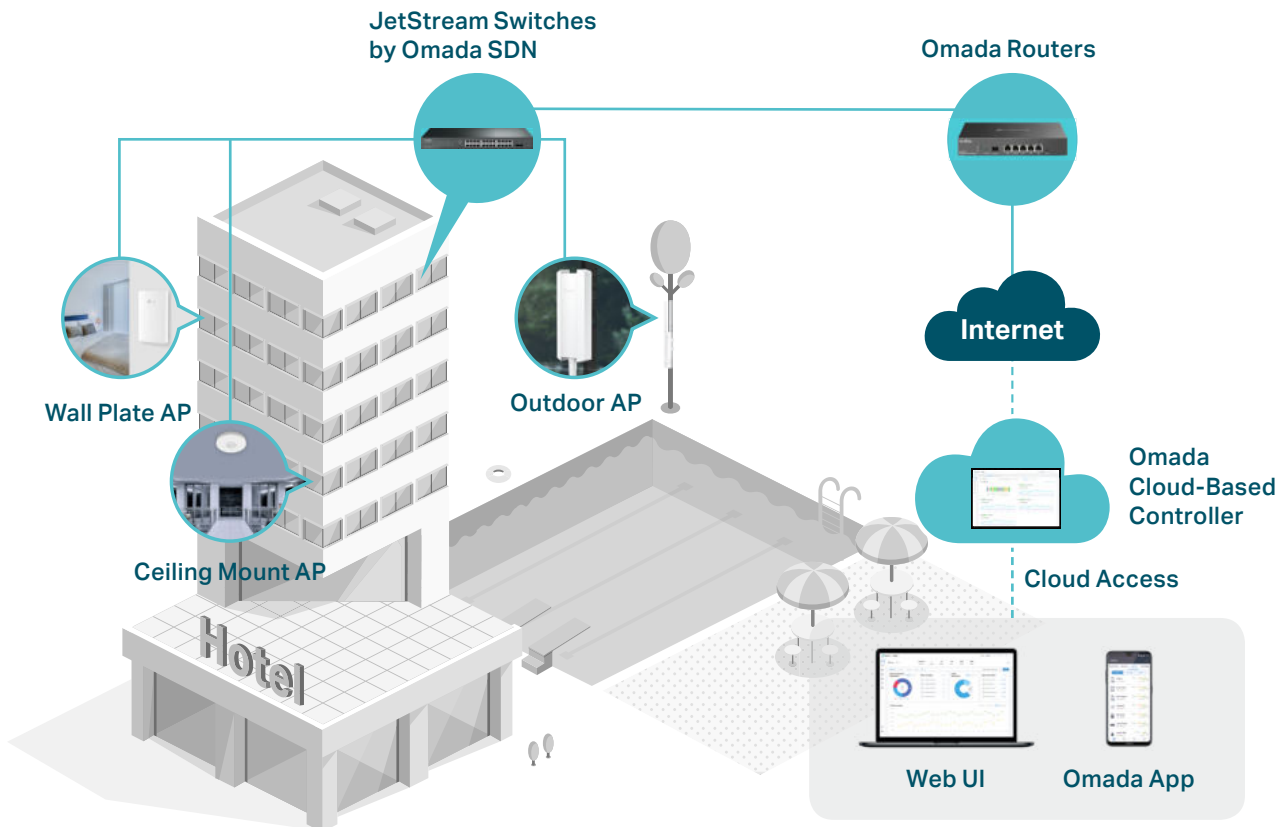
Stories



Knowledge Base

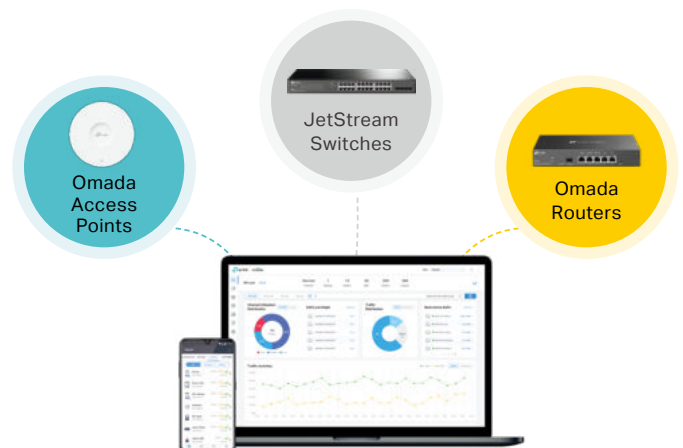
Omada—The Smarter Cloud Solution for Business Networking

Omada Software Defined Networking (SDN) platform integrates network devices including access points, switches, and routers, providing 100% centralized cloud management to create a highly scalable network—all controlled from a single interface. Seamless wireless and wired connections are provided, ideal for use in hospitality, education, retail, office, and more.



Software Defined Networking (SDN)

Omada is an SDN network with a controller as the core to realize automatic deployment of network services and automatic data distribution across routers, switches, and access points.



 **Higher Efficiency**

 **Higher Security**

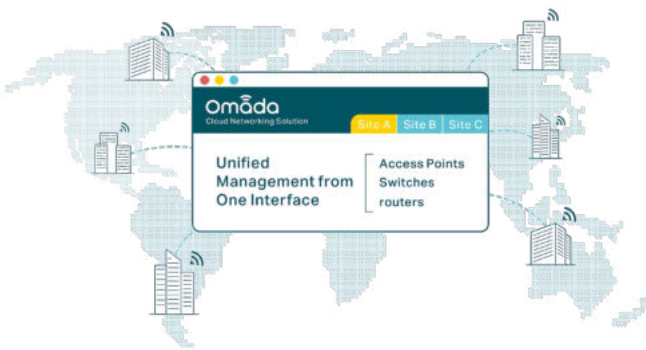
 **Higher Reliability**

Higher Efficiency

No more delegating staff to endlessly configure and manage devices on every site—improve your network efficiency and reduce the overall cost of deployment, operation, and maintenance.

Hassle-Free Centralized Cloud Management

100% centralized cloud management of access points, switches, routers, and more from different sites—all controlled from a single interface anywhere, anytime. Batch configuration and remote firmware updates greatly benefit maintenance.



Zero-Touch Provisioning*

By using Cloud-Based Controller, there's no need to send out an engineer for on-site configuration with Omada Cloud, ensuring a more efficient deployment at a lower cost. Omada zero-touch provisioning allows you to remotely deploy and configure multi-site networks.



Easy and Intelligent Network Monitoring

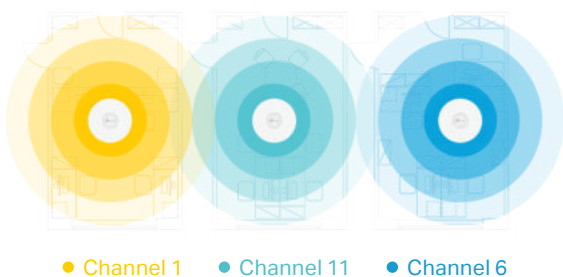
The easy-to-use dashboard, makes it easy to see your real-time network status, check network usage and traffic distribution, receive network condition logs and abnormal event warnings and notifications, or even track key data for better business results. Network topology helps IT admins quickly see and troubleshoot connections at a glance.



AI-Driven Technology for Stronger Performance and Easy Network Maintenance

Auto Channel Selection and Power Adjustment*

Provide powerful wireless performance while greatly reducing Wi-Fi interference by automatically adjusting the channel settings and transmission power levels of neighboring APs in the same network.



Intelligent Network Analysis, Warning, and Optimization**

Analyze potential network problems and receive optimization suggestions for higher network efficiency. Locate network faults, warn and notify users, and generate solutions for lower network risk.

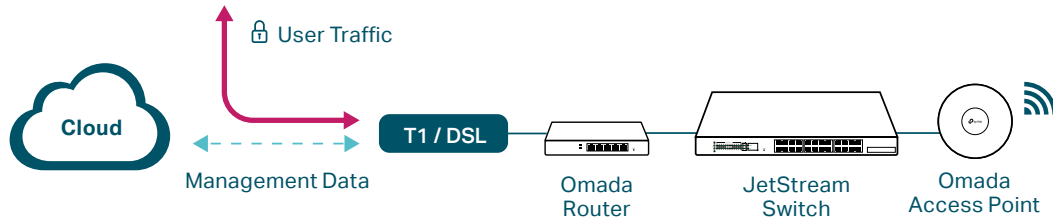


*Zero-Touch Provisioning and Auto Channel Selection and Power Adjustment require the use of Omada Cloud-Based Controller. Please go to www.tp-link.com/omada-cloud-based-controller/product-list to confirm which models are compatible with Omada Cloud-Based Controller.
 **Intelligent Network Analysis, Warning, and Optimization are being developed and are scheduled to be released in 2021

Higher Security

Better Protection for Users' Privacy

TP-Link Omada separates network management data from user data, with no user traffic passing through the cloud, ensuring better protection for users' privacy.



Abundant Security Functions

Powerful firewall and advanced security functions further protect the network and data.

					
High-Security VPN	Powerful Firewall	URL/IP/MAC Filtering	Access Control	Advanced WPA3 Encryption	Captive Portal

Higher Reliability

Cloud services are guaranteed with 99.99% SLA availability, 24/7 automated fault detection, geographically isolated back-up servers, and reliable product quality. Your network functions even if management traffic is interrupted.



Omada—Scenario-Based Design

TP-Link Omada is specially designed for hospitality, education, retail, office, and more. Scenario-based products and rich benefits satisfy different needs in various environments.



Hospitality

- ✓ Full Wi-Fi coverage and wired connections
- ✓ Flexible guest control
- ✓ Seamless roaming
- ✓ Easy management




Education

- ✓ Easy management
- ✓ High-density Wi-Fi
- ✓ Full Wi-Fi coverage and wired connections
- ✓ VPN and security



Retail

- ✓ Boost online business
- ✓ Flexible guest control
- ✓ Seamless roaming
- ✓ High-concurrent clients



Office

- ✓ Stable Wi-Fi coverage and wired connections
- ✓ VPN
- ✓ High security
- ✓ Easy management
- ✓ Content filter and monitoring



Empower Your Enterprise-Class Wi-Fi Beyond Imagination

Omada Wi-Fi 6 Access Points Improve Experience in High-Density Environments

Larger Capacity



OFDMA



MU-MIMO

Improved Performance



1024-QAM



Longer OFDM Symbol

Greater Efficiency



BSS-Coloring



Target Wake Time

Omada Ceiling Mount Wi-Fi 6 Access Points



EAP680 HD

AX6000 Ceiling Mount Tri-Band Wi-Fi 6 Access Point



5 GHz_1 4x 600 Mbps
 5 GHz_2 4x 600 Mbps
 2.4 GHz 4x 287 Mbps



EAP660 HD

AX3600 Ceiling Mount Wi-Fi 6 Access Point



5 GHz 4x 600 Mbps
 2.4 GHz 4x 287 Mbps



EAP620 HD

AX1800 Ceiling Mount Wi-Fi 6 Access Point



5 GHz 2x 600 Mbps
 2.4 GHz 2x 287 Mbps



High-Density Connectivity



Seamless Roaming



Centralized Management



Mesh*



Load Balance



Captive Portal



EAP670**

AX5400 Ceiling Mount Wi-Fi 6 Access Point



5 GHz 4x 1201 Mbps
 2.4 GHz 2x 287 Mbps



EAP650**

AX3000 Ceiling Mount Wi-Fi 6 Access Point



5 GHz 2x 1201 Mbps
 2.4 GHz 2x 287 Mbps



EAP610

AX1800 Ceiling Mount Wi-Fi 6 Access Point



5 GHz 2x 600 Mbps
 2.4 GHz 2x 287 Mbps

Omada Outdoor Wi-Fi 6 Access Points



EAP670-Outdoor**

AX5400 Indoor/Outdoor Wi-Fi 6 Access Point



5 GHz 4x 1201 Mbps
 2.4 GHz 2x 287 Mbps



EAP650-Outdoor**

AX3000 Indoor/Outdoor Wi-Fi 6 Access Point



5 GHz 2x 1201 Mbps
 2.4 GHz 2x 287 Mbps



EAP610-Outdoor**

AX1800 Indoor/Outdoor Wi-Fi 6 Access Point



5 GHz 2x 600 Mbps
 2.4 GHz 2x 287 Mbps

Omada Wall Plate Wi-Fi 6 Access Points



EAP655-Wall**

AX3000 Wall Plate Wi-Fi 6 Access Point



5 GHz 2x 1201 Mbps
 2.4 GHz 2x 287 Mbps



EAP650-Wall**

AX3000 Wall Plate Wi-Fi 6 Access Point



5 GHz 2x 1201 Mbps
 2.4 GHz 2x 287 Mbps



EAP615-Wall

AX1800 Wall Plate Wi-Fi 6 Access Point



5 GHz 2x 600 Mbps
 2.4 GHz 2x 287 Mbps

Note: Please refer to page 38-39 for detailed products specifications

*These features can be supported by software updates.

**These products are being developed and the product images and specifications are for reference only.

Omada Wi-Fi 5 and Wi-Fi 4 Access Points

EAP265 HD

HD

AC1750 Wireless MU-MIMO Gigabit Ceiling Mount Access Point

1300 Mbps + 450 Mbps



High-Density Wi-Fi



Centralized Management



Cloud Access



Mesh



Seamless Roaming



PoE Support



Long Range



Guest Network



EAP245

AC1750 Wireless MU-MIMO Gigabit Ceiling Mount Access Point

• 1,300 Mbps + 450 Mbps



EAP225

AC1350 Wireless MU-MIMO Gigabit Ceiling Mount Access Point

• 867 Mbps + 450 Mbps



EAP115/EAP110

300 Mbps Wireless N Ceiling Mount Access Point



EAP235-Wall

AC1200 Wireless MU-MIMO Gigabit Wall Plate Access Point

- 867 Mbps + 300 Mbps
- Centralized Management
- Cloud Access
- 4x Gigabit Ports
- Easy Installation
- PoE Input and PoE Passthrough
- Guest Network



EAP230-Wall

AC1200 Wireless MU-MIMO Gigabit Wall Plate Access Point

- 867 Mbps + 300 Mbps
- 2x Gigabit Ports



EAP115-Wall

300 Mbps Wireless N Wall Plate Access Point

- 2x 10/100 Mbps Ethernet Ports



EAP225-Outdoor

AC1200 Wireless MU-MIMO Gigabit Indoor/Outdoor Access Point

- 867 Mbps + 300 Mbps
- Centralized Management
- Cloud Access
- Mesh
- Seamless Roaming
- Long Range
- PoE Support
- IP67 Weatherproof Enclosure



EAP225-Wall

AC1200 Wireless MU-MIMO Wall Plate Access Point

- 867 Mbps + 300 Mbps
- 4x 10/100 Mbps Ethernet Ports



EAP110-Outdoor

300 Mbps Wireless N Outdoor Access Point

Omada Mesh

Omada Mesh technology enables wireless connectivity between access points for extended range, making wireless deployment more flexible and convenient.

Long-Range Coverage

Dedicated high-power amplifier and professional antennas ensure long-range coverage over 2.4 GHz and 5 GHz wireless bands.

MU-MIMO

Simultaneously sends data to multiple devices for higher throughput.

Band Steering

Pushes dual-band devices to the wider and faster 5 GHz band, improving overall network performance, especially in high-client density environments.

Seamless Roaming

802.11k and 802.11v Seamless Roaming provide seamless switching to the access point with the optimal signal when moving between APs.

Guest Network

Provides secure Wi-Fi access along with multiple authentication options (SMS/Facebook Wi-Fi/Voucher, etc.) and abundant wireless security features.

Airtime Fairness

Improves total Wi-Fi throughput by limiting access time for low-speed devices.

Load Balance

Improves overall network performance by limiting the number of users on each access point and removes devices with weak reception.


Note: Please refer to page 40-41 for detailed products specifications.

*The features listed on this page are supported by certain product models.

JetStream Switches by Omada SDN

Full 10G



TL-SX3016F  

JetStream 16-Port 10GE SFP+ L2+ Managed Switch

- 16× 10G SFP+ Slots
- 1× RJ45 Console Port
- 1× Micro-USB Console Port



TL-SX3008F  

JetStream 8-Port 10GE SFP+ L2+ Managed Switch

- 8× 10G SFP+ Slots
- 1× RJ45 Console Port
- 1× Micro-USB Console Port



TL-SX3206HPP   

JetStream 6-Port 10GE L2+ Managed Switch with 4-Port PoE++

- 4× 10G PoE++ RJ45 Ports
- 2× 10G SFP+ Slots
- 802.3af/at/bt PoE++
- 200 W PoE Power Budget (TBD)
- 1× RJ45 + 1× Micro-USB Console Port



Omada SDN Integration



Centralized Management



Full 10G Connection



Static Routing



Abundant L2 & L2+ Features



Robust Security Strategies


10G Uplink



TL-SG3210XHP-M2   



- 8× 2.5G PoE+ RJ45 Ports
- 2× 10G SFP+ Slots
- 802.3af/at PoE+
- 240 W PoE Power Budget
- 1× RJ45 + 1× Micro-USB Console Port



TL-SG3452XP/ TL-SG3428XMP   

- 48 / 24× Gigabit PoE+ RJ45 Ports
- 4× 10G SFP+ Slots
- 802.3af/at PoE+
- 500W (TBD) / 384 W PoE Power Budget
- 1× RJ45 + 1× Micro-USB Console Port



TL-SG3452X/ TL-SG3428X  

- 48 / 24× Gigabit RJ45 Ports
- 4× 10G SFP+ Slots
- 1× RJ45 + 1× Micro-USB Console Port


Gigabit Ports



TL-SG3452P/ TL-SG3428MP  


- 48 / 24× Gigabit PoE+ RJ45 Ports
- 4× Gigabit SFP Slots
- 802.3af/at PoE+
- 384 W PoE Power Budget
- 1× RJ45 + 1× Micro-USB Console Port



TL-SG3452/ TL-SG3428 

- 48 / 24× Gigabit RJ45 Ports
- 4× Gigabit SFP Slots
- 1× RJ45 + 1× Micro-USB Console Port



TL-SG3210 


- 8× Gigabit RJ45 Ports
- 2× Gigabit SFP Slots
- 1× RJ45 + 1× Micro-USB Console Port



TL-SG2428P / TL-SG2210MP  


- 24 / 8× Gigabit PoE+ RJ45 Ports
- 4 / 2× Gigabit SFP Slots
- 802.3af/at PoE+
- 250 / 150 W PoE Power Budget



TL-SG2210P / TL-SG2008P  

- 8 / 4× Gigabit PoE+ RJ45 Ports
- 2× Gigabit SFP Slots / 4× Gigabit Non-PoE RJ45 Ports
- 802.3af/at PoE+
- 61 / 62 W PoE Power Budget



TL-SG2218/ TL-SG2008 

- 16 / 8 (including 1 PD Port)× Gigabit RJ45 Ports
- 2 / 0× Gigabit SFP Slots



TL-SL2428P  

- 24× 10/100 Mbps PoE+ RJ45 Ports
- 2× Gigabit RJ45 Ports
- 2× Gigabit Combo SFP/RJ45 Ports
- 250 W PoE Power Budget

Note: Please refer to page 42 for detailed products specifications.

Omada VPN Routers



ER8411
Omada 10G VPN Router

- Centralized Management
- Two 10GE SFP+ Ports
- Up to 11 WAN Ports
- Load Balance
- IPSec/OpenVPN/PPTP/L2TP/SSL VPN
- Powerful Firewall
- Multi-Net DHCP



ER7206
Omada Gigabit VPN Router

- 1× Gigabit SFP + 5× Gigabit RJ45 Ports
- 1 SFP WAN + 1 WAN + 2 WAN/LAN



ER605
Omada Gigabit VPN Router

- 5× Gigabit RJ45 Ports
- 1 WAN + 3 WAN/LAN

Note: Please refer to page 43 for detailed products specifications.

Omada SDN Controllers



OC300
Omada Hardware Controller

- 2× 10/100/1000 Mbps Ethernet Ports
- 1× USB 3.0 Port
- Centralized Management for APs, Switches, and Routers
- Up to 500 APs + 100 Switches + 100 Routers
- Cloud Access



OC200
Omada Hardware Controller

- 2× 10/100 Mbps Ethernet Port
- 1× USB 2.0 Port + 1× Micro-USB Port
- Centralized Management for APs, Switches, and Routers
- Up to 100 APs + 20 Switches + 10 Routers
- Cloud Access

- No PC/Server Needed
- 24/7 Reliable and Secure
- Cloud Access for Remote Management
- Multi-Site Management



Omada Software Controller

- Centralized Management for APs, Switches, and Routers
- Up to 1,500 Devices*
- Cloud Access
- Real-Time Monitoring
- Easy-to-Use Dashboard



Omada Cloud-Based Controller

- Centralized Cloud Management**
- Unlimited Management Scale***
- Existing Entirely in the Cloud
- Zero-Touch Provisioning
- No Additional Hardware Controller Investment
- No On-Premises Installation

Note: Please refer to page 37 for detailed products specifications.

*Actual management scale of the Omada Software Controller depends on the PC/server's hardware specifications.

**Not all Omada SDN products are supported by Omada Cloud-Based Controller. Please go to www.tp-link.com/omada-cloud-based-controller/product-list to confirm which models are compatible with Omada Cloud-Based Controller.

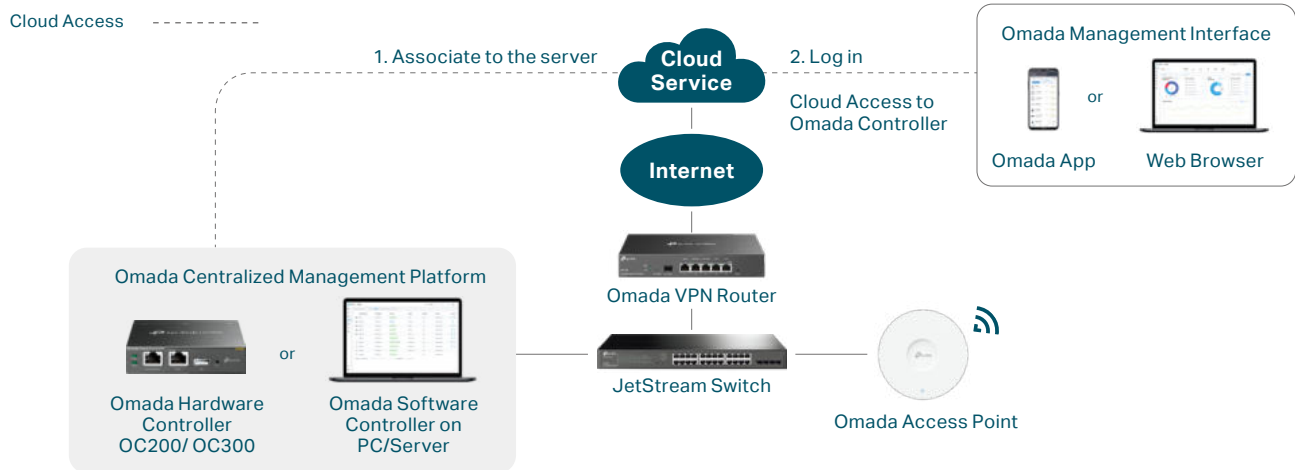
***The management scale of the Omada Cloud-Based Controller may depend on the quantity of purchased device licenses.

Flexible Options for Cloud Control

Omada SDN provides two kinds of SDN controllers—Hybrid-Cloud Controller (on-premises) with full cloud access and Cloud-Based Controller (completely in the cloud)—giving you maximum flexibility and full control of the whole network from the cloud to fit your business needs.

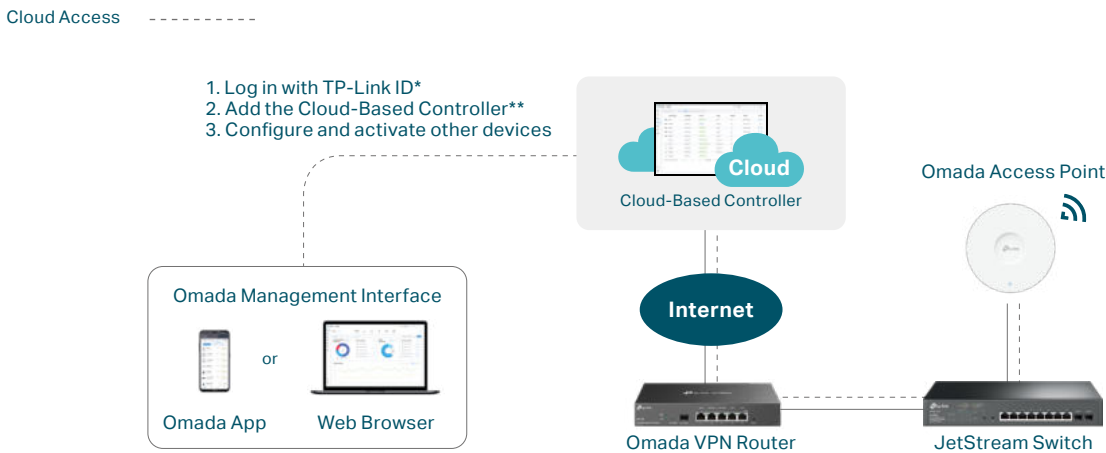
➤ On-Premises Controller with Cloud Access

Omada offers cloud access to its on-premises centralized management platforms—Omada Software Controller or Omada Hardware Controller—to give you control of the whole network wherever you are through the Omada app or Web UI, without any additional service subscription fees.



➤ Cloud-Based Controller for Easier Deployment


With the cloud-based controller existing entirely in the cloud, Omada SDN offers zero-touch provisioning for efficient and affordable deployment and provides centralized management of the network wherever you are. Cloud services are guaranteed with 99.99% SLA availability and 24/7 automated fault detection. There is no additional hardware controller investment and installation on customer premises.



Note: Not all Omada SDN products are supported by Omada Cloud-Based Controller. Please go to www.tp-link.com/omada-cloud-based-controller/product-list to confirm which models are compatible with Omada Cloud-Based Controller.

➤ Cloud Management with the Omada App

Follow the configuration instructions on the free Omada app to set up in minutes. The Omada app lets you configure settings, monitor network status, and manage clients—all from your phone or tablet.



*Please go to <https://omada.tp-linkcloud.com> to log in with your TP-Link ID.

** When adding the Cloud-Based Controller, you need to prepare at least one active license and one on-line device.

Industry Solutions

Hospitality Networking Star Hotels | Budget Hotels | and More

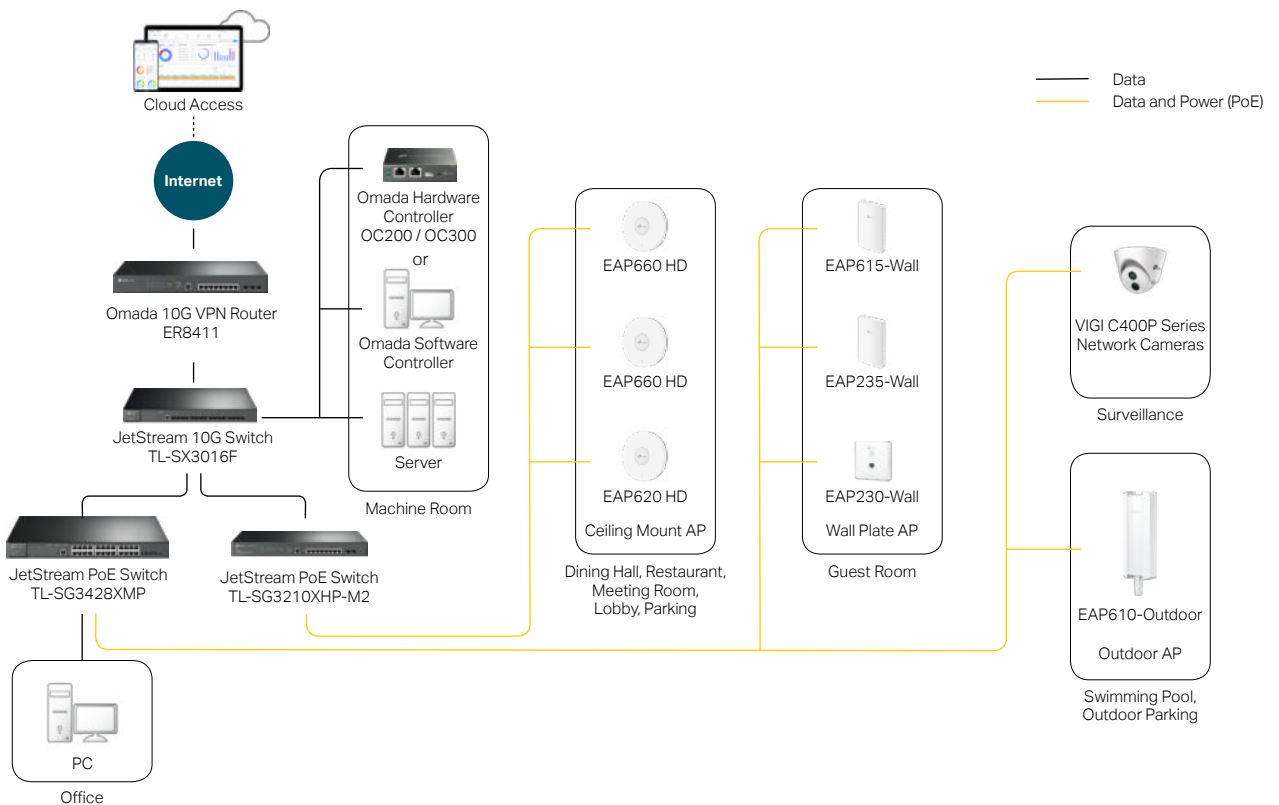


In any household, a strong, stable wireless network is simply an expectation. In fact, the ability to offer convenient connections makes a significant impact on overall customer satisfaction and ratings. Now, TP-Link Omada SDN allows hotels to build the reliable, cost-effective wireless networks that drive progress and keep guests happy and coming back for another stay.

▶ Network Requirements

- Provide powerful wired and wireless networks to both customers and employees.
- Complete Wi-Fi coverage in all areas of the hotel, including outdoor areas such as parking and swimming pools.
- High network stability and security to ensure uninterrupted business and guest data security.
- Offer advertising and promotional content to affiliate customers.
- Elegant appearance to blend with hotel decoration.
- Simple network management and convenient equipment maintenance.

▶ Typical Solution Topology



Note: Omada Hardware Controller and Omada Software Controller can also be replaced with the Omada Cloud-Based Controller

➤ Solution Benefits



Full Wireless Coverage

Ceiling mount, wall plate, and outdoor APs provide high-speed Wi-Fi for all indoor and outdoor places and scenarios.



Seamless Roaming for Uninterrupted Streaming

Ensure customers enjoy uninterrupted streaming when moving around by switching clients automatically to the access points with the optimal signal.



Easy Centralized Management

Centrally manage your access points, switches, routers, and more—all controlled from a single easy-to-use interface. Batch configuration and remote firmware updates greatly benefit maintenance.



High-Density Wi-Fi Deployment

Omada Wi-Fi 6 and Wi-Fi 5 APs improve efficiency and ensure top-tier performance for restaurants and meeting rooms with high-density clients.



Stable Wired Connections

High-speed wired connections are provided with 2.5 G or 1 G Ethernet ports (802.3af/at PoE).



Boost online business with Customized Page

Boost online business through guest Wi-Fi with Facebook and authentication pages, which display promotional or marketing content.



Quickly Troubleshoot*

Locate network faults, warn and notify users, and analyze potential network problems even when the IT manager is away with Omada's easy-to-use management interface and AI-Driven technology.



Easy Installation and Deployment

Easy mount construction; PoE support; and a refined, minimalist appearance allow for easy installation and deployment.

➤ Product Recommendations

High-Performance Solutions

Products	Models	Deployment	Features
Routers	ER8411	Machine room	2× 10G SFP+ ports; 1× Gigabit SFP port + 8× Gigabit RJ45 ports; Up to 11 WAN ports; Firewall; VPN
Switches	TL-SX3016F		Full 10 G Connections; 16× 10 G SFP+ Ports
	TL-SG3210XHP-M2		8× 2.5 G 802.3af/at PoE RJ45 ports; 2× 10 G SFP+ slots; 240 W PoE budget
	TL-SG3428XMP		24× Gigabit 802.3af/at PoE RJ45 ports; 4× 10 G SFP+ slots; 384 W PoE budget
	TL-SG3428X	Office area, meeting room	24× Gigabit RJ45 ports; 4× 10 G SFP slots
Ceiling Mount APs	EAP660 HD	High-density environment (restaurant, meeting room)	Wi-Fi 6 (11AX) improves efficiency in high-density environments; Up to 3,600 Mbps Wi-Fi; 1× 2.5 G RJ45 port; Seamless roaming; Captive portal; Supports 802.3at PoE
	EAP245	Lobby, parking	Long-range indoor coverage; Dual band 11AC Wi-Fi with speed of up to 1,750 Mbps; Seamless roaming; Captive portal; Supports 802.3af and Passive PoE
Wall Plate APs	EAP615-Wall	Guest room	Full in-room Wi-Fi coverage; Dual band Wi-Fi 6 (AX) Wi-Fi with speed of up to 1,800 Mbps; Thin design; Captive portal; 4× Gigabit RJ45 ports; Supports 802.3af/at PoE input and PoE passthrough
	EAP235-Wall		Full in-room Wi-Fi coverage; Dual band 11AC Wi-Fi with speed of up to 1,200 Mbps; Thin design; Captive portal; 4× Gigabit RJ45 ports; Supports 802.3af/at PoE input and PoE passthrough
	EAP230-Wall		Full in-room Wi-Fi coverage; Dual band 11AC Wi-Fi with speed of up to 1,200 Mbps; Thin design; Captive portal; 2× Gigabit RJ45 ports; Supports 802.3af PoE input
Outdoor APs	EAP610-Outdoor	Swimming pool, outdoor parking	Long-range outdoor coverage; Dual band Wi-Fi 6 (11AX) Wi-Fi with speed of up to 1,800 Mbps; 1× Gigabit RJ45 port; Supports 802.3at and Passive PoE; Mesh; Seamless roaming; IP67 weatherproof enclosure

Cost-Effective Solutions

Products	Models	Deployment	Features
Routers	ER7206	Machine room	5× GE RJ45 ports + 1× Gigabit SFP port; Up to 4 WAN ports; Firewall; VPN
	ER605		5× GE ports; Up to 4 WAN ports; Firewall; VPN
Switches	TL-SG3428X		24× Gigabit RJ45 ports; 4× 10 G SFP slots
	TL-SG3428MP		24× Gigabit 802.3af/at PoE RJ45 ports; 4× Gigabit SFP slots; 384 W PoE budget
	TL-SG2428P	24× Gigabit 802.3af/at PoE RJ45 ports; 4× Gigabit SFP slots; 250 W PoE budget	
	TL-SG2008	Office area, meeting room	8× Gigabit RJ45 ports
Ceiling Mount APs	EAP620 HD	High-density environment (restaurant, meeting room)	Wi-Fi 6 (11AX) improves efficiency in high-density environments; Up to 1,800 Mbps Wi-Fi; Seamless roaming; Captive portal; Supports 802.3at PoE
	EAP265 HD		Dedicated Wi-Fi 5 (11AC) AP for high-density environments; Up to 1,750 Mbps Wi-Fi; Seamless roaming; Captive portal; Supports 802.3af and Passive PoE
	EAP225	Lobby, parking	Long-range indoor coverage; 1350 Mbps Wi-Fi; Seamless roaming; Captive portal; Supports 802.3af and Passive PoE
Wall Plate APs	EAP225-Wall	Guest room	Full in-room Wi-Fi coverage; Dual-band 11AC Wi-Fi with speeds of up to 1,200 Mbps; Thin design; Captive portal; 4× 10/100 Mbps ports; Supports 802.3af/at PoE input and PoE passthrough
Outdoor APs	EAP225-Outdoor	Swimming pool, outdoor parking	Long-range outdoor coverage; 1200 Mbps Wi-Fi; Mesh; Seamless roaming; IP65 weatherproof enclosure; Supports 802.3af and Passive PoE

*Quick troubleshooting is being developed and scheduled to be released in 2021.

Typical Cases

Name	Location	Capacity
Dream World Palace (5-star Hotel)	Turkey	600 Rooms
Sailor's Beach Club (5-star Hotel)	Turkey	336 Rooms
Side Royal Paradises (5-star Hotel)	Turkey	269 Rooms
Crown Plaza (5-star Hotel)	UAE	-
Patmos Aktis Suites & Spa (5-star Hotel)	Greece	56 Rooms
Barranquilla Plaza (5-star Hotel)	Colombia	176 Rooms
Hotel Istana (5-star Hotel)	Malaysia	23-Storey
Shangri-La (5-star Hotel)	China	Around 400 Rooms and Suites
Beijing Hotel Raffles (5-star Hotel)	China	All Areas (171 rooms and suites, lobby and restaurant)
Hangzhou Bay Hotel (5-star Hotel)	China	All Areas (18 storey, 300 rooms, meeting room, lobby and restaurant)
Balsharaf Group	KSA	300+ Clients

Name	Location	Capacity
Bin Majid Beach Resort	UAE	1,000+ Clients
Ilyas & Mustafa GALADARI GROUP	UAE	2,000+ Clients, 128 Rooms
Ramada Hotel & Suites	UAE	388 Rooms
1873 Equestrian Resort	Indian	11 villas
Hotel Complex, Izmailovo	Russia	-
Pelagos Suites Hotel & Spa	Greece	202 Suites and 5 Villas
Althea Village Chania	Greece	17 big Villas with 150 Apartments/Rooms
Pelagos Suites Hotel & Spa	Greece	202 Suites and 5 Villas
Chateau de Khaoyai Hotel	Thailand	200+ Rooms, Gym, Swimming Pool, etc.
Hotel Villa Madruzzo	Italy	300+ Clients
Texas Budget Hotel chains	US	50 Rooms, 2-Story Hotel
Economy Hotel Mary	Colombia	75 Rooms
Mercure Hotel	Turkey	136 Rooms
Shuraa Facilities Management LLC	UAE	500 Clients
Al Hayat Hotel Apartments	UAE	85 Rooms, 10 Suites

Hotels in Bukit Bintang

Name: Hotels in Bukit Bintang

Location: Kuala Lumpur, Malaysia

Products: 1021× APs, 46× Switches, 3× Routers

Benefits

Omada solutions provide stable Wi-Fi to empower Bukit Bintang hospitality. And the customers are definitely satisfied with the results.

Testimonials

"The Omada Solution has empowered my business. Customers from all over the world can now enjoy the free Wi-Fi, and I have no complaint since upgrading."

—Kenneth, owner of Anggun Boutique Hotel.



"We chose the TP-Link Omada solution for its extreme cost-efficiency and high stability, the whole solution simplified my work so much and increased our guests' overall experience."

—Chris, IT Manager of 5-star Hotel Istana

Sailor's Beach Club

Name: Sailor's Beach Club (5-Star Hotel)


Capacity: 336 Rooms

Location: Turkey

Products: 373× APs, 17× Switches

Benefits

Sailor's Beach Club has expressed immense satisfaction with their implemented solution. The Omada system provided the reliable network performance that Sailor's Beach Club needed. Classic network demands such as primary and secondary backbone system's connectivity, smooth guest network, and franchise Wi-Fi services are now considered standard.



Arion Hotel

Name: Arion Hotel

Capacity: 75 Rooms, 15 Suites


Location: Greece

Products: 102× APs, 11× Switches, 3× Controllers

Testimonial

"It was crucial that the suggested design, installation, and operation, was not based on the best available solution but on the most suitable solution for our case, as the Project Manager of TP-Link said. The result was much more than the expected and contributes to a remarkable customer experience, along with a smooth hospitality operation."

—Commercial Manager of Arion Hotel



Education Networking

Primary Education | Higher Education | Educational Institutions | and More



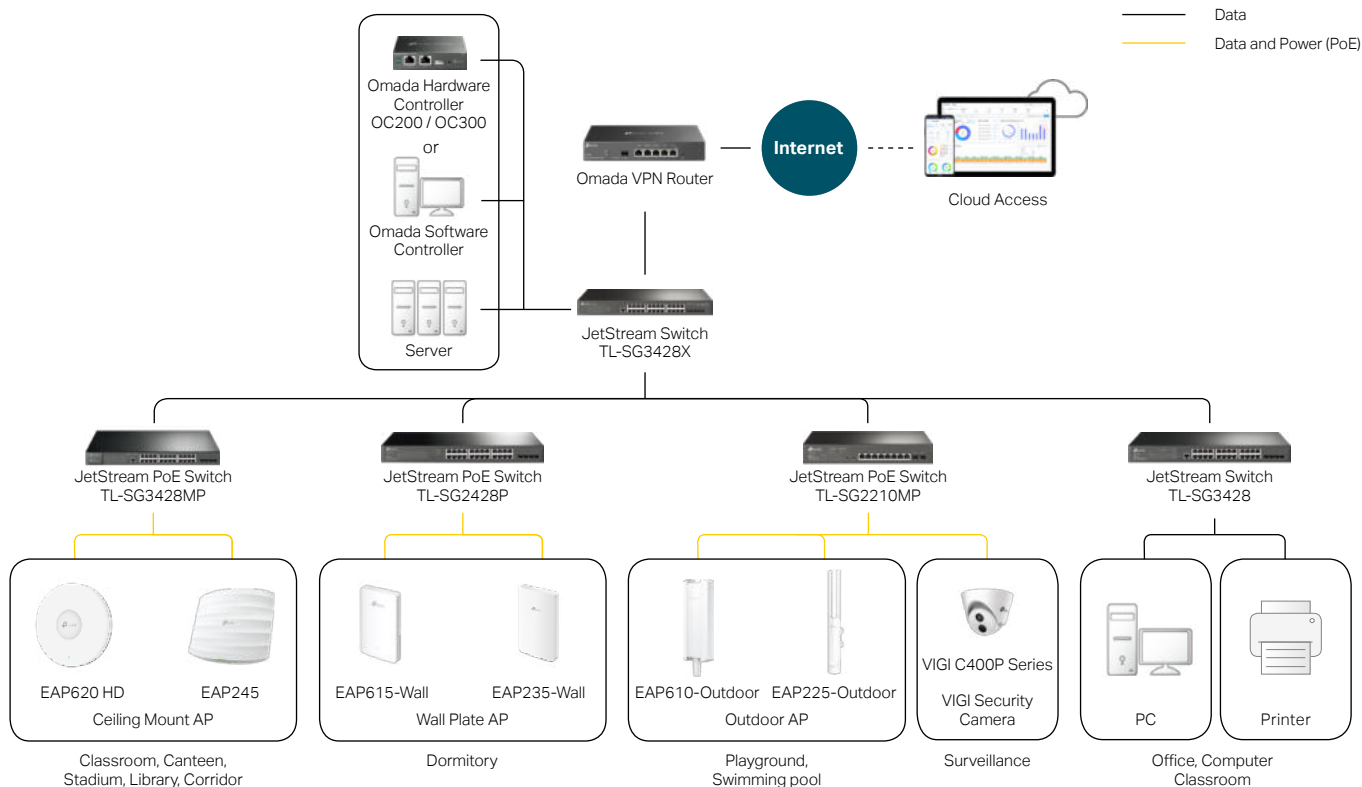
In modern educational institutions, wireless connectivity is as essential as pen and paper. Reliable, secure, and convenient Wi-Fi allows teachers to access a wider variety of resources that promote more effective learning and development. It also provides students with unlimited access to information to enrich their education. Moreover, teachers and students can access the campus network with high-security VPN to teach and learn anywhere.

Due to its reliable, scalable, and secure network solution, TP-Link has been widely acknowledged by global customers in the Education market ranging from infant schools with a few APs up to colleges and universities with hundreds of APs.

Network Requirements

- High network security to ensure academic data security.
- High-density deployment in areas with numerous devices, such as classrooms and dormitories.
- Stable and high-speed network to ensure uninterrupted online classes and meetings.
- Easy-management authentication methods to authorize the access of teachers and students.
- Central network management and convenient equipment maintenance.

Typical Solution Topology



Solution Benefits



Easy Centralized Management

Centrally manage your access points, switches, routers, and more, anywhere, anytime—all controlled from a single easy-to-use interface.



Quickly Troubleshoot*

Locate network faults and analyze potential network problems with Omada's easy-to-use interface and AI-Driven technology.

Note: Omada Hardware Controller and Omada Software Controller can also be replaced with the Omada Cloud-Based Controller.
*Quick troubleshooting is being developed and scheduled to be released in 2021.



Full Wireless Coverage

Ceiling mount, wall plate, and outdoor APs provide high-speed Wi-Fi for indoor/outdoor places and scenarios.



High-Density Wi-Fi Deployment

Omada Wi-Fi 6 and Wi-Fi 5 APs improve efficiency and ensure top-tier performance for classrooms, canteens, stadiums, and libraries with high-density clients.



Protects Your Network from Threats

Utilize powerful firewalls, device security detection and protection, URL identification and filter, and more advanced security functions.



Flexible Criteria Management

Use different SSIDs, Access Control, and VLAN binding technologies to identify key network user profiles to deploy customized operating criteria.



Stable Wired Connections

High-speed wired connections are provided with 2.5 G or 1 G Ethernet ports (802.3af/at PoE).



Secure Network with Authentication

Provide secure Wi-Fi access to authorized users (students, teachers, etc.) with multiple authentications options (802.1X/Radius, etc.).



High-Security VPN

Allow students or teachers to visit the campus network even at home with a secure and enterprise-standard VPN.



Seamless Roaming for Uninterrupted Streaming

Ensure uninterrupted streaming when moving around by switching clients automatically to the access points with the optimal signal.

Product Recommendations

High-Performance Solutions

Products	Models	Deployment	Features
Routers	ER8411	Machine room	2× 10G SFP+ ports; 1× Gigabit SFP port + 8× Gigabit RJ45 ports; Up to 11 WAN ports; Firewall; VPN
Switches	TL-SX3016F		Full 10 G Connections; 16× 10 G SFP+ Ports
	TL-SG3210XHP-M2		8× 2.5 G 802.3af/at PoE RJ45 ports; 2× 10 G SFP+ slots; 240 W PoE budget
	TL-SG3428XMP		24× Gigabit 802.3af/at PoE RJ45 ports; 4× 10 G SFP+ slots; 384 W PoE budget
	TL-SG3428X	Office area, computer classroom	24× Gigabit RJ45 ports; 4× 10 G SFP+ slots
Ceiling Mount APs	EAP660 HD	High-density environments (classroom, canteen, stadium, library)	Wi-Fi 6 (11AX) improves efficiency in high-density environments; Up to 3,600 Mbps Wi-Fi; 1× 2.5 G RJ45 port; Seamless roaming; Captive portal; Supports 802.3at PoE
	EAP245	Corridor, digital classroom, other indoor areas	Long-range indoor coverage; Dual-band 11AC Wi-Fi with speeds of up to 1,750 Mbps; Seamless roaming; Captive portal; Supports 802.3af and Passive PoE
Wall Plate APs	EAP615-Wall	Dormitory	Full in-room Wi-Fi coverage; Dual band Wi-Fi 6 (AX) Wi-Fi with speed of up to 1,800 Mbps; Thin design; Captive portal; 4× Gigabit RJ45 ports; Supports 802.3af/at PoE input and PoE passthrough
	EAP235-Wall		Full in-room Wi-Fi coverage; Dual-band 11AC Wi-Fi with speeds of up to 1,200 Mbps; Thin design; Captive portal; 4× Gigabit RJ45 ports; Supports 802.3af/at PoE input and PoE passthrough
Outdoor APs	EAP610-Outdoor	Playground, swimming pool	Long-range outdoor coverage; Dual band Wi-Fi 6 (11AX) Wi-Fi with speed of up to 1,800 Mbps; 1× Gigabit RJ45 port; Supports 802.3at and Passive PoE; Mesh; Seamless roaming; IP67 weatherproof enclosure

Cost-Effective Solutions

Products	Models	Deployment	Features
Routers	ER7206	Machine room	5× GE RJ45 ports + 1× Gigabit SFP ports; Up to 4 WAN ports; Firewall; VPN;
	ER605		5× GE RJ45 ports; Up to 4 WAN ports; Firewall; VPN
Switches	TL-SG3428X	Machine room	24× Gigabit RJ45 ports; 4× 10 G SFP slots
	TL-SG3428BMP		24× Gigabit 802.3af/at PoE RJ45 ports; 4× Gigabit SFP slots; 384 W PoE budget
	TL-SG2210MP		8× Gigabit 802.3af/at PoE RJ45 ports; 2× Gigabit SFP slots; 150 W PoE budget
	TL-SG3428	Office area, computer classroom	24× Gigabit RJ45 ports; 4× Gigabit SFP slots
Ceiling Mount APs	EAP620 HD	High-density environments (classroom, canteen, stadium, library)	Wi-Fi 6 (11AX) improves efficiency in high-density environments; Up to 1,800 Mbps Wi-Fi; Seamless roaming; Captive portal; Supports 802.3at PoE
	EAP225	Corridor, digital classroom, other indoor areas	Long-range indoor coverage; 1350 Mbps Wi-Fi; Seamless roaming; Captive portal; Supports 802.3af and Passive PoE
Wall Plate APs	EAP225-Wall	Dormitory	Full in-room Wi-Fi coverage; Dual-band 11AC Wi-Fi with speeds of up to 1,200 Mbps; Thin design; Captive portal; 4× 10/100 Mbps ports; Supports 802.3af/at PoE input and PoE passthrough
	EAP115-Wall		Full in-room Wi-Fi coverage; 300 Mbps Wi-Fi; Thin design; Captive portal; 2× 10/100 Mbps ports; Supports 802.3af PoE input
Outdoor APs	EAP225-Outdoor	Playground, swimming pool	Long-range outdoor coverage; 1200 Mbps Wi-Fi; Mesh; Seamless roaming; IP65 weatherproof enclosure; Supports 802.3af and Passive PoE

Typical Cases

Name	Location	Capacity
Habitat School	UAE	1,000 Clients
The King's Hospital School	Ireland	80-acre Campus, 300+ Students
Chase Grammar School	England	400+ Clients
Lytchett Minster School	England	14 Individual Buildings, 1,400+ Students, 200 Staff
Calasanz School	Colombia	1,290+ Students

Name	Location	Capacity
Carcavelos High School	Portugal	2,000 Daily Users
Air University	Pakistan	-
Sichuan University	China	All electronic classrooms of Jiangan Campus (300 acres), 10,000+ students
Army Military Medical University	China	Medical building
Tianli International School	China	Full wireless coverage (classrooms, dormitories, cafeterias, complexes)

The King's Hospital School



Name: The King's Hospital School

Capacity: 80-acre campus, 300+ students

Location: Ireland

Products: AP: 70× EAP220; Switch: 1× Core Switch T3700G-28TQ, 3× PoE Switches T2600G-28MPS, 6× TL-SG2210P

Benefits

• Flexible SSID Management

The school uses different SSIDs to identify key network user profiles, including students, visitors, and teaching and admin staff, to deploy different operating criteria. The software controller makes it easy for them to customize the network to the school's specific requirements.

• Student Security

The school uses MAC binding so only pre-approved devices can connect to the network. Deploying MAC binding enables the school to monitor individual devices and filter content, adding an extra layer of security.



Habitat School



Name: Habitat School

Capacity: 1,000 Clients

Location: Ajman, UAE

Products: EAP330

Benefits

Habitat Ajman schools has fulfilled its objectives of ensuring that the technological literacy of their students of all levels is enabled by offering the best performance network that's reliable and secure for students and teachers. The TP-Link Omada solution provides the school district with the technology, performance, flexibility, and cost-effectiveness needed to ensure the goals of online education are not just met, but exceeded.



• Outdoor Wi-Fi

TP-Link's outdoor access points extend Wi-Fi to the outdoor spaces within the campus, providing the same level of seamless roaming as the indoor versions and can be configured and managed by the same software controller.

Catering Networking

Restaurants | Cafés | Internet Cafés | Bars | and More

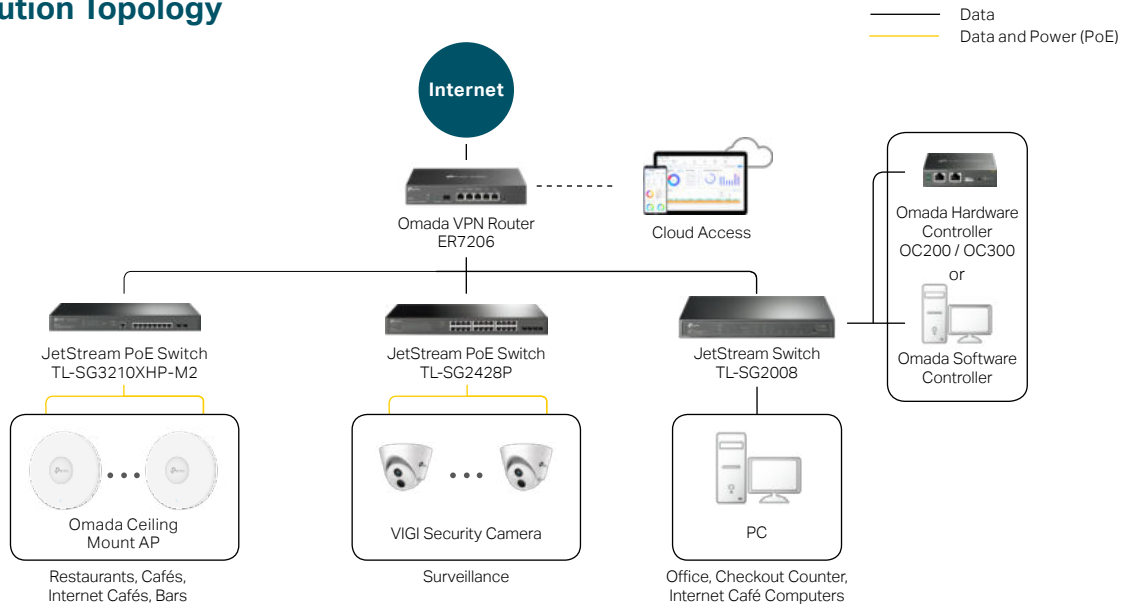


In the era of smart mobile devices, Wi-Fi has become a necessity for restaurants and cafes everywhere. Customers want to check out the news and send messages to friends, even while dining or lounging with a latte. When customers share their experiences online, businesses can also benefit from sharing promotional content and enhancing social media profiles. TP-Link Omada SDN solution empowers restaurant owners to create a modern and compelling in-store experience for every customer, while gaining acknowledgment from catering markets around the world.

▶ Network Requirements

- Provide powerful wired and wireless networks to both customers and employees, and offer stable Wi-Fi for the online food ordering system.
- Provide reliable wired networks for 24-hour surveillance in the restaurants, cafes, and more.
- Offer advertising and promotional content to customers connecting to the networks.
- Provide various authentication methods such as vouchers for different situations.
- Elegant appearance to blend with the indoor decor.
- Simple network management and convenient equipment maintenance.

▶ Typical Solution Topology



▶ Solution Benefits



Boost Business with a Customized Page

Captive Portal provides direct exposure to promotional information and other marketing content while securing network access for guests.



High-Density Wi-Fi Deployment

Omada Wi-Fi 6 and Wi-Fi 5 APs improve efficiency and ensure top-tier performance for your restaurant and café with high-density clients.



Know Customers with Easy Network Monitoring

See the real-time network status, or even track the key data of customers for better business results with an easy-to-use dashboard.



Stable High-Speed Wired Connections

2.5 G or 1 G Ethernet wired connections are provided for office computers, internet café computers, front desks, access points, and IP cameras.



Stable Wi-Fi Coverage

Keeps your wireless online ordering system available everywhere with high-speed full Wi-Fi coverage.



Seamless Roaming for Uninterrupted Streaming

Ensure your customers enjoy uninterrupted streaming when moving around by switching clients automatically to the access points with the optimal signal.



Easy Centralized Management

Centrally manage your access points, switches, routers, and more, anywhere, anytime—all controlled from a single easy-to-use interface.



Easy Installation and Deployment

Easy mount construction; PoE support; and a refined, minimalist appearance allow for easy installation and deployment.

▶ Product Recommendations

High-Performance Solutions

Products	Models	Deployment	Features
Routers	ER7206	Machine room	5× GE RJ45 ports + 1× Gigabit SFP ports; Up to 4 WAN ports; Firewall; VPN;
Switches	TL-SG3210XHP-M2	Machine room	8× 2.5 G 802.3af/at PoE RJ45 ports; 2× 10 G SFP+ slots; 240 W PoE budget
	TL-SG2428P		24× Gigabit 802.3af/at PoE RJ45 ports; 4× Gigabit SFP slots; 250 W PoE budget
	TL-SG3428X	Office area, checkout counter, internet café computers	24× Gigabit RJ45 ports; 4× 10 G SFP+ slots
Ceiling Mount APs	EAP660 HD	High-density environments (lobby, restaurant, café)	Wi-Fi 6 (11AX) improves efficiency in high-density environments; Up to 3,600 Mbps Wi-Fi speed; 1× 2.5 G RJ45 port; Seamless roaming; Captive portal; Supports 802.3at PoE
	EAP245	Other indoor areas	Long-range indoor coverage; Dual-band 11AC Wi-Fi with speeds of up to 1,750 Mbps; Seamless roaming; Captive portal; Supports 802.3af and Passive PoE

Cost-Effective Solutions

Products	Models	Deployment	Features
Routers	ER605	Machine room	5× GE RJ45 ports; Up to 4 WAN ports; Firewall; VPN
Switches	TL-SG2428P	Machine room	24× Gigabit 802.3af/at PoE RJ45 ports; 4× Gigabit SFP slots; 250 W PoE budget
	TL-SG2210P		8× Gigabit 802.3af/at PoE RJ45 ports; 2× Gigabit SFP slots; 61 W PoE budget
	TL-SG2008	Office area, meeting room	8× Gigabit RJ45 ports
Ceiling Mount APs	EAP620 HD	High-density environments (lobby, restaurant, café)	Wi-Fi 6 (11AX) improves efficiency in high-density environments; Up to 1,800 Mbps Wi-Fi; Seamless roaming; Captive portal; Supports 802.3at PoE
	EAP225	Other indoor areas	Long-range indoor coverage; 1350 Mbps Wi-Fi; Seamless roaming; Captive portal; Supports 802.3af and Passive PoE

Typical Cases

Name	Location	Capacity
McDonald's	Ukraine	Multiple Restaurants
Tang Palace Restaurant	Dubai	600 Customers at Peak Time
Tim Hortons	KSA	15 Branches, 1000+ Clients,

Name	Location	Capacity
Tsui Wah Restaurant	Hong Kong, China	30 Restaurants
Texas Roadhouse Restaurant	USA	420 Restaurants

TSUI WAH Restaurant



Name: Tsui Wah Restaurant (Chain Restaurant)

Capacity: 30 restaurants

Location: Hong Kong, China

Products: AP: 80× EAP220 (two or three EAP220 for each restaurant); Switch: 30× TL-SG1008P PoE Switches

Benefits

- A stable wireless food ordering system for customers in each restaurant was established.
- An array of features provide better stability and faster speeds.
- The wider and interference-free 5 GHz band is supported to improve Wi-Fi speed and stability.
- Rate limits help ensure a better overall Wi-Fi experience even during the busy dinnertime rush.
- The Omada Software Controller with multi-site management is free of charge.



Testimonial

"TP-Link's solution provides the same Wi-Fi performance at a much better price, which works within our budget much better. TP-Link helps us provide much better Wi-Fi than before. This improves our service substantially and our reputation among customers."

—Mr. Ben Leung, IT Engineer of the restaurant.

Tang Palace Restaurant



Name: Tang Palace Restaurant

Capacity: 600 customers at peak time, 600+ square meters Wi-Fi coverage

Location: Dubai

Products: AP: 9× EAP220; Switch: 1× T1600G-28PS; Router: 1× TL-ER6120

Benefits

- Captive Portal with vouchers—Used as ads as well as authentication.
- Dual-band EAP220 provides connections for a large number of customers and prevents neighboring devices from interfering.
- The TP-Link solution offers the best value and cost-to-benefit ratio when compared to other brands.
- Reliable Wi-Fi connections made a measurable difference to customers' experience and led to an improvement in overall satisfaction.



Retail Networking Shopping Malls | Supermarkets | Department Stores | Shops | and More

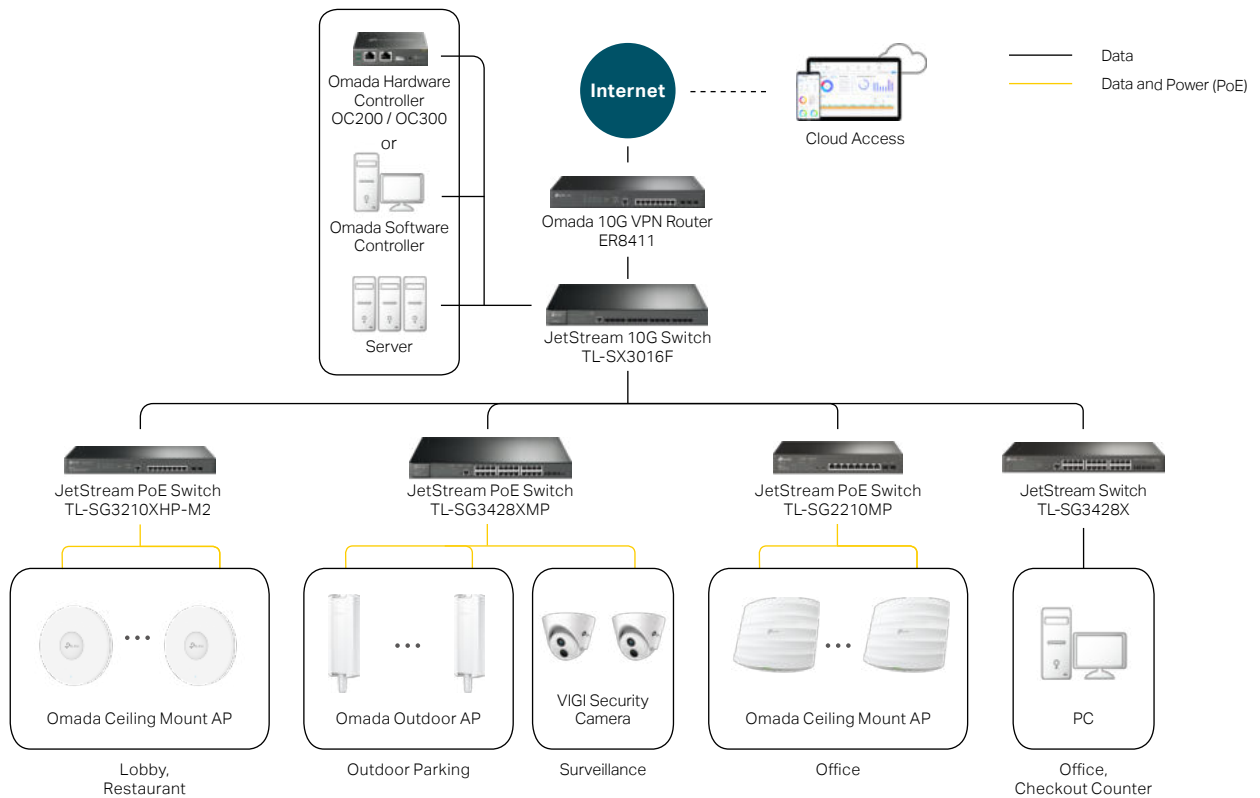


With the growing reliance on smartphones for everyday activities, Wi-Fi has the power to play an important role in the shopping experience. When a brick-and-mortar retailer offers free Wi-Fi, this incentivizes customers to extend their visit, providing the opportunities to explore, discover, and make a purchase. A good wireless network cannot only serve the network office system of the mall, but also bring a more comfortable shopping experience to customers. The TP-Link Omada SDN Solution empowers store owners to create a modern and compelling in-store experience for every customer.

► Network Requirements

- Provide secure wired and wireless networks to managerial staff of the mall and store owners and staff, and reliable wired networks for 24-hour surveillance in the mall.
- Provide high-density wireless connections to thousands of customers.
- Seamless Wi-Fi coverage in all areas of the mall decor, including outdoor areas such as parking lots.
- Offer online advertising and promotional content to increase the opportunity of boosting business.
- Elegant appearance to blend with the mall decoration.
- Easy centralized network management and convenient equipment maintenance.

► Typical Solution Topology



► Solution Benefits



High-Density Wi-Fi Deployment

Omada Wi-Fi 6 and Wi-Fi 5 APs improve efficiency and ensure top-tier performance for shopping malls, supermarkets, and restaurants with high-density clients.



Boost Business with a Customized Page

Captive Portal provides direct exposure to promotional information and other marketing content while securing network access for guests.

Note: Omada Hardware Controller and Omada Software Controller can also be replaced with the Omada Cloud-Based Controller



Seamless Roaming for Uninterrupted Streaming
Ensure customers enjoy uninterrupted streaming when moving around by switching clients automatically to the access points with the optimal signal.



Know Customers with Easy Network Monitoring
See the real-time network status or even track the key data of customers for better business results with an easy-to-use dashboard.



Stable High-Speed Wired Connections
2.5 G or 1 G Ethernet wired connections are provided for office computers and access points.



Full Wireless Coverage
Ceiling mount and outdoor APs provide high-speed and long-range Wi-Fi coverage for all indoor and outdoor places and scenarios.



Easy Centralized Management
Centrally manage your access points, switches, routers, and more, anywhere, anytime—all controlled from a single easy-to-use interface.



Easy Installation and Deployment
Easy mount construction; PoE support; and a refined, minimalist appearance.

Product Recommendations

High-Performance Solutions

Products	Models	Deployment	Features
Routers	ER8411	Machine room	2× 10G SFP+ ports; 1× Gigabit SFP port + 8× Gigabit RJ45 ports; Up to 11 WAN ports; Firewall; VPN
Switches	TL-SX3016F		Full 10 G Connections; 16× 10 G SFP+ Ports
	TL-SG3210XHP-M2		8× 2.5 G 802.3af/at PoE RJ45 ports; 2× 10 G SFP+ slots; 240 W PoE budget
	TL-SG3428XMP		24× Gigabit 802.3af/at PoE RJ45 ports; 4× 10 G SFP+ slots; 384 W PoE budget
Ceiling Mount APs	TL-SG3428X	Office area, checkout counter	24× Gigabit RJ45 ports; 4× 10 G SFP+ slots
	EAP660 HD	High-density environments (lobby, restaurant)	Wi-Fi 6 (11AX) improves efficiency in high-density environments; Up to 3,600 Mbps Wi-Fi; 1× 2.5 G RJ45 port; Seamless roaming; Captive portal; Supports 802.3af PoE
Ceiling Mount APs	EAP245	Office area, other indoor areas	Long-range indoor coverage; Dual-band 11AC Wi-Fi with speeds of up to 1,750 Mbps; Seamless roaming; Captive portal; Supports 802.3af and Passive PoE
	Outdoor APs	EAP610-Outdoor	Outdoor parking

Cost-Effective Solutions

Products	Models	Deployment	Features
Routers	ER7206	Machine room	5× GE RJ45 ports + 1× Gigabit SFP ports; Up to 4 WAN ports; Firewall; VPN;
	ER605		5× GE RJ45 ports; Up to 4 WAN ports; Firewall; VPN
Switches	TL-SG3428X		24× Gigabit RJ45 Ports; 4× 10 G SFP+ Slots
	TL-SG2428P		24× Gigabit 802.3af/at PoE RJ45 ports; 4× Gigabit SFP slots; 250 W PoE budget
	TL-SG2210MP	8× Gigabit 802.3af/at PoE RJ45 ports; 2× Gigabit SFP slots; 150 W PoE budget	
Ceiling Mount APs	TL-SG2008	Office area, checkout counter	8× Gigabit RJ45 ports
	EAP620 HD	High-density environments (lobby, restaurant)	Wi-Fi 6 (11AX) improves efficiency in high-density environments; Up to 1,800 Mbps Wi-Fi; Seamless roaming; Captive portal; Supports 802.3at PoE
Ceiling Mount APs	EAP225	Office area, other indoor areas	Long-range indoor coverage; 1350 Mbps Wi-Fi; Seamless roaming; Captive portal; Supports 802.3af and Passive PoE
	Outdoor APs	EAP225-Outdoor	Outdoor parking

Typical Cases

Name	Location	Capacity
Sim Lim Square	Singapore	500+ Merchants, 10,000 Daily Visitors
Emirates CO-OP	UAE	1,000+ Users

Sim Lim Square

Name: Sim Lim Square
(Singapore's largest IT and electronics shopping mall)
Capacity: 500+ merchants, 10,000 daily visitors, up to 1,000 shoppers at one time
Location: Singapore
Products: AP: 45× EAP220; Switch: Multiple PoE Switches TL-SG3424P



Name	Location	Capacity
Changsha Bofu International Plaza	China	About 100,000 square meters
Wanxin Wuzhou Shopping Mall	China	150,000 square meters



Benefits

- High-density Wi-Fi connections are provided to thousands of customers.
- PoE switches make installing ceiling-mounted APs easy and flexible.
- Seamless Wi-Fi coverage is available throughout the mall.
- Easy centralized management of the whole network with the free Omada Software Controller, even when lacking technical IT staff.

Testimonial

"Our customer satisfaction levels have been greatly improved since we started offering free public Wi-Fi throughout the entire mall. For that alone, the solution TP-Link provided was the best choice."
—Sean Chia, Head of Advertising & Promotions, Sim Lim Square.

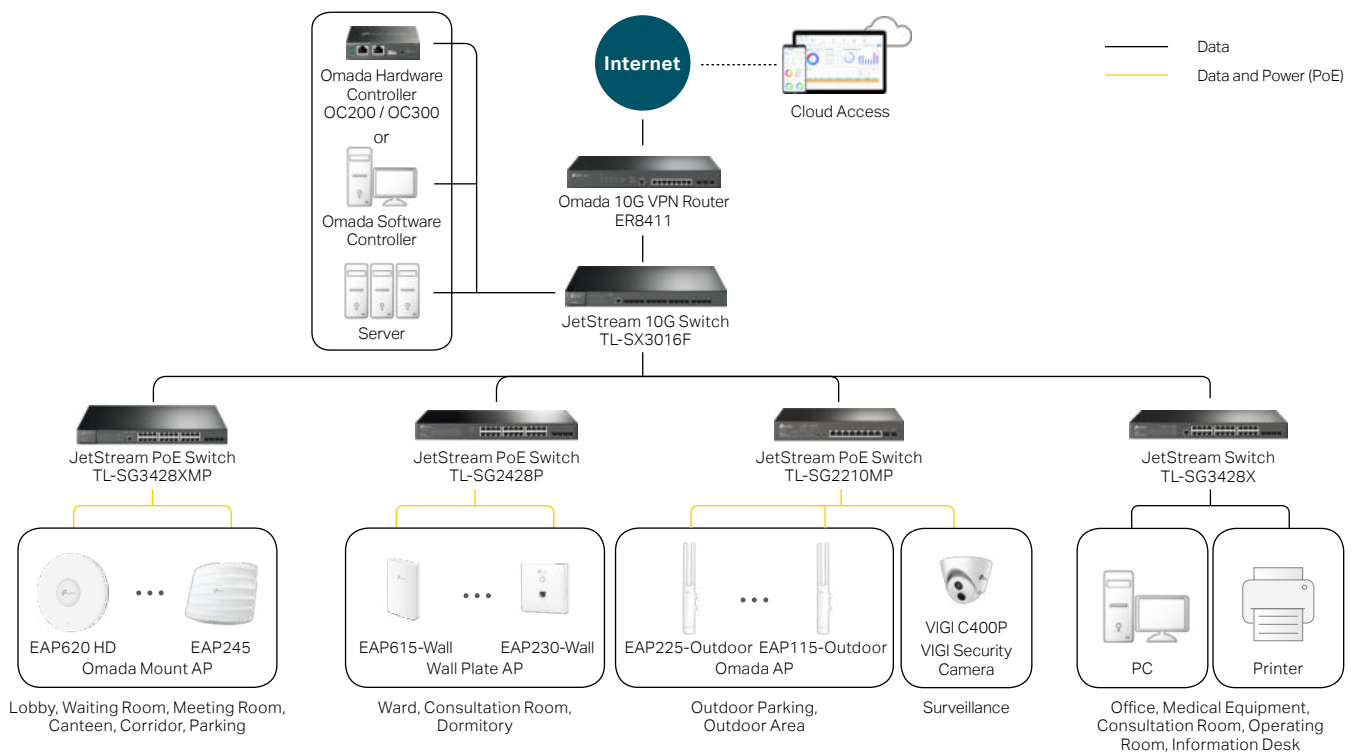


With the increasing maturity and popularity of wireless LAN technology, the application of wireless LAN in the healthcare industry worldwide has become a trend. WLAN effectively overcomes the drawbacks of wired networks, enabling the use of tablet computers and mobile carts to collect vital signs, patient identification, etc. The TP-Link Omada SDN solution helps hospitals build comprehensive medical information systems and highlight the technical advantages of digital hospitals.

► Network Requirements

- Provide a secure and stable network to protect privacy information.
- High-speed wireless signals covering each ward, office, and everywhere.
- Provide uninterrupted network service anywhere, including corridors and lifts.
- Flexible deployment and central management for quick and convenient usage.
- Simple-design appearance to blend with the decor.

► Typical Solution Topology



► Solution Benefits

Full Wi-Fi Coverage
Ceiling mount, wall plate, and outdoor APs provide high-speed Wi-Fi for all indoor and outdoor places and scenarios.

Protects Your Network from Threats
Utilize powerful firewalls, device security detection and protection, IP-MAC-Port-VLAN Binding, URL identification and filter, and more.

Stable Wired Connections
2.5 G or 1 G Ethernet wired connections are provided for the office computers, medical equipment, front desks, access points, and IP cameras.

Seamless Roaming for Uninterrupted Streaming
Ensure staff, patients, and guests enjoy uninterrupted streaming when moving around by switching clients automatically to the access points with the optimal signal.

Note: Omada Hardware Controller and Omada Software Controller can also be replaced with the Omada Cloud-Based Controller



Flexible Criteria Management

Use different SSIDs, Access Control, and VLAN binding to identify network user profiles, including staff, visitors, and patients, to deploy customized operating criteria.



Quickly Troubleshoot to Stabilize Your Network*

Locate network faults and analyze potential network problems with Omada's easy-to-use management interface and AI-Driven technology.



High-Density Wi-Fi Deployment

Omada Wi-Fi 6 and Wi-Fi 5 APs improve efficiency and ensure top-tier performance for canteens and meeting rooms with high-density clients.



Secure Guest Network with Captive Portal

Provide secure guest Wi-Fi access along with multiple authentication options (SMS/Facebook Wi-Fi/Voucher, etc.).



Easy Centralized Management

Centrally manage your access points, switches, routers, and more, anywhere, anytime—all controlled from a single easy-to-use interface.



Easy Installation and Deployment

Easy mount construction; PoE support; and a refined, minimalist appearance allow for easy installation and deployment.

Product Recommendations

High-Performance Solutions

Products	Models	Deployment	Features
Routers	ER8411	Machine room	2× 10G SFP+ ports; 1× Gigabit SFP port + 8× Gigabit RJ45 ports; Up to 11 WAN ports; Firewall; VPN
Switches	TL-SX3016F		Full 10 G Connections; 16× 10 G SFP+ Ports
	TL-SG3210XHP-M2		8× 2.5 G 802.3af/at PoE RJ45 ports; 2× 10 G SFP+ slots; 240 W PoE budget
	TL-SG3428XMP		24× Gigabit 802.3af/at PoE RJ45 ports; 4× 10 G SFP+ slots; 384 W PoE budget
	TL-SG3428X	Office computer, front desk, medical equipment	24× Gigabit RJ45 ports; 4× 10 G SFP+ slots
Ceiling Mount APs	EAP660 HD	High-density environments (canteen, meeting room)	Wi-Fi 6 (11AX) improves efficiency in high-density environments; Up to 3,600 Mbps Wi-Fi; 1× 2.5 G RJ45 port; Seamless roaming; Captive portal; Supports 802.3at PoE
	EAP245	Lobby, waiting room, corridor, parking	Long-range indoor coverage; Dual-band 11AC Wi-Fi with speeds of up to 1,750 Mbps; Seamless roaming; Captive portal; Supports 802.3af and Passive PoE
Wall Plate APs	EAP615-Wall	Ward, consultation room, dormitory	Full in-room Wi-Fi coverage; Dual band Wi-Fi 6 (AX) Wi-Fi with speed of up to 1,800 Mbps; Thin design; Captive portal; 4× Gigabit RJ45 ports; Supports 802.3af/at PoE input and PoE passthrough
	EAP230-Wall		Full in-room Wi-Fi coverage; Dual-band 11AC Wi-Fi with speeds of up to 1,200 Mbps; Thin design; Captive portal; 2× Gigabit RJ45 ports for wired connections; Supports 802.3af PoE input
Outdoor APs	EAP610-Outdoor	Outdoor parking	Long-range outdoor coverage; Dual band Wi-Fi 6 (11AX) Wi-Fi with speed of up to 1,800 Mbps; 1× Gigabit RJ45 port; Supports 802.3at and Passive PoE; Mesh; Seamless roaming; IP67 weatherproof enclosure

Cost-Effective Solutions

Products	Models	Deployment	Features
Routers	ER7206	Machine room	5× GE RJ45 ports + 1× Gigabit SFP ports; Up to 4 WAN ports; Firewall; VPN;
	ER605		5× GE RJ45 ports; Up to 4 WAN ports; Firewall; VPN
Switches	TL-SG3428X	Machine room	24× Gigabit RJ45 Ports; 4× 10 G SFP Slots
	TL-SG3428MP		24× Gigabit 802.3af/at PoE RJ45 ports; 4× Gigabit SFP slots; 384 W PoE budget
	TL-SG2428P		24× Gigabit 802.3af/at PoE RJ45 ports; 4× Gigabit SFP slots; 250 W PoE budget
	TL-SG2210MP		8× Gigabit 802.3af/at PoE RJ45 ports; 2× Gigabit SFP slots; 150 W PoE budget
		TL-SG3428	Office computer, front desk, medical equipment
Ceiling Mount APs	EAP620 HD	High-density environments (canteen, meeting room)	Wi-Fi 6 (11AX) improves efficiency in high-density environments; Up to 1,800 Mbps Wi-Fi; Seamless roaming; Captive portal; Supports 802.3at PoE
	EAP265 HD		Dedicated Wi-Fi 5 (11AC) AP for high-density environments; Up to 1,750 Mbps Wi-Fi; Seamless roaming; Captive portal; Supports 802.3af and Passive PoE
	EAP225	Lobby, waiting room, corridor, parking	Long-range indoor coverage; 1350 Mbps Wi-Fi; Seamless roaming; Captive portal; Supports 802.3af and Passive PoE
Wall Plate APs	EAP225-Wall	Ward, consultation room, dormitory	Full in-room Wi-Fi coverage; Dual-band 11AC Wi-Fi with speeds of up to 1,200 Mbps; Thin design; Captive portal; 4× 10/100 Mbps ports for wired connections; Supports 802.3af/at PoE input and PoE passthrough
Outdoor APs	EAP225-Outdoor	Outdoor parking	Long-range outdoor coverage; 1200 Mbps Wi-Fi; Mesh; Seamless roaming; IP65 weatherproof enclosure; Supports 802.3af and Passive PoE

*Quick troubleshooting is being developed and scheduled to be released in 2021.

Typical Cases

Name	Location	Capacity
Family Care Hospital	KSA	8 Floors, 500 Staff and Average 300 Patient Visits
Regional Hospital No.1	Russia	-
The Diabetes Centre, Inc. (TDC)	Pakistan	-

Family Care Hospital

Name: Family Care Hospital

Capacity: 8 floors

Location: Riyadh, KSA

Products: AP: 43x EAP245 (the first two floors)

Scan for more info




Benefits

- Excellent Wi-Fi signal in the basement, office corridors, conference rooms, and everywhere else.
- The 802.11ac Wi-Fi, combined with advanced 3x3 MIMO technology, ensures superior Wi-Fi speeds and coverage over the 2.4 GHz and 5 GHz wireless bands.
- Each EAP245 supports around 80 clients, making it highly cost-effective.

Name	Location	Capacity
Dalian Children's Hospital	China	Over 30,000 square feet
Zhoukou Union Orthopaedics Hospital	China	Over 35,000 square feet



- The Omada Software Controller makes it easy for centralized management to manage and monitor hundreds of EAPs from a single location. It's also easy to set captive portal.
- The low-profile design, easy-mount chassis, and PoE support make deployment flexible, easily blending in with interior décor.



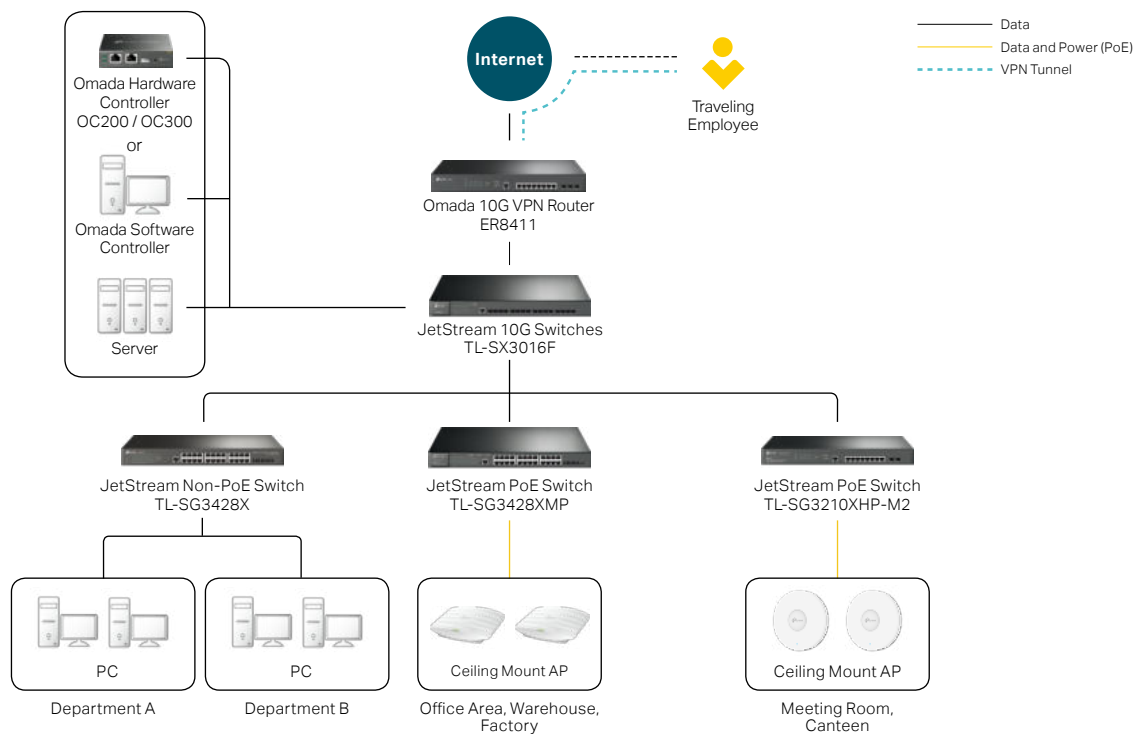
For small and medium-sized enterprises, business managers are constantly keeping IT management simple and effective, which is essential for today's dynamic and innovative enterprises. To drive business growth, enterprises have growing demands for reliable network systems involving more clients—both wired and wireless—more bandwidth-demanding applications, and more customized services like VPN.

A virtual private network (VPN) is a way for different branches to share resources and communicate with each other. It also provides a secure method by which employees can access internal network servers when out of the office. TP-Link Omada offers Site-to-Site and Client-to-Site VPN solutions to meet the requirements of today's enterprise networks.

▶ Network Requirements

- Provide both wired and wireless clients with fast, secure, and reliable internet access.
- Manage and maintain diverse and complex networks in a time-saving and economical way.
- High network stability to ensure uninterrupted business.
- Security strategies that protect digital assets, including threat detection and remediation.
- Empower your workforce with secure VPN policies.

▶ Typical Solution Topology



▶ Solution Benefits



Stable Wired Connections

2.5 G or 1 G Ethernet wired connections are provided for office computers, front desks, access points, and IP cameras.



Stable and High-Speed Wi-Fi

Ceiling mount APs provide stable and high-speed Wi-Fi for meeting rooms, office areas, warehouses, and factories.

Note: Omada Hardware Controller and Omada Software Controller can also be replaced with the Omada Cloud-Based Controller



High-Security VPN

Allows staff to visit the company network even at home, on a business trip, or at branches with a secure VPN (IPSec/ OpenVPN/ PPTP/ L2TP).



Flexible Criteria Management

Use different SSIDs, Access Control, and VLAN binding technologies to identify key network user profiles, including staff and visitors, to deploy customized operating criteria.



Quickly Troubleshoot to Stabilize Your Network*

Locate network faults and analyze potential network problems with Omada's easy-to-use management interface and AI-Driven technology.



Content Filtering and Monitoring

Standardize employees' online behavior via URL identification and filtering, real-time network status monitoring, and traffic statistics analysis.



Protects Your Network from Threats

Utilize powerful firewalls, device security detection and protection, Access Control, URL filter, and more.



Secure Guest Network with Captive Portal

Provide secure guest Wi-Fi access along with multiple authentication options (SMS/Facebook Wi-Fi/Voucher, etc.).



Easy Centralized Management

Centrally manage your access points, switches, routers, and more, anywhere, anytime—all controlled from a single easy-to-use interface.



Easy Installation and Deployment

Easy mount construction; PoE support; and a refined, minimalist appearance allow for easy installation and deployment.

Product Recommendations

High-Performance Solutions

Products	Models	Deployment	Features
Routers	ER8411	Machine room	2× 10G SFP+ ports; 1× Gigabit SFP port + 8× Gigabit RJ45 ports; Up to 11 WAN ports; Firewall; VPN
Switches	TL-SX3016F		Full 10 G Connections; 16× 10 G SFP+ Ports
	TL-SG3210XHP-M2		8× 2.5 G 802.3af/at PoE RJ45 ports; 2× 10 G SFP+ slots; 240 W PoE budget
	TL-SG3428XMP		24× Gigabit 802.3af/at PoE RJ45 ports; 4× 10 G SFP+ slots; 384 W PoE budget
	TL-SG3428X	Office area, meeting room	24× Gigabit RJ45 ports; 4× 10 G SFP+ slots
Ceiling Mount APs	EAP660 HD	High-density environments (canteen, meeting room)	Wi-Fi 6 (11AX) improves efficiency in high-density environments; Up to 3,600 Mbps Wi-Fi; 1× 2.5 G RJ45 port; Seamless roaming; Captive portal; Supports 802.3at PoE
	EAP245	Office area, warehouse, factory	Long-range indoor coverage; Dual-band 11AC Wi-Fi with speeds of up to 1,750 Mbps; Seamless roaming; Captive portal; Supports 802.3af and Passive PoE

Cost-Effective Solutions

Products	Models	Deployment	Features
Routers	ER7206	Machine room	5× GE RJ45 ports + 1× Gigabit SFP ports; Up to 4 WAN ports; Firewall; VPN
	ER605		5× GE RJ45 ports; Up to 4 WAN ports; Firewall; VPN
Switches	TL-SG3428X	Machine room	24× Gigabit RJ45 Ports; 4× 10 G SFP+ Slots
	TL-SG2428P		24× Gigabit 802.3af/at PoE RJ45 ports; 4× Gigabit SFP slots; 250 W PoE budget
	TL-SG2008	Office area, meeting room	8× Gigabit RJ45 ports
Ceiling Mount APs	EAP620 HD	High-density environments (canteen, meeting room)	Wi-Fi 6 (11AX) improves efficiency in high-density environments; Up to 1,800 Mbps Wi-Fi; Seamless roaming; Captive portal; Supports 802.3at PoE
	EAP225	Office area, warehouse, factory	Long-range indoor coverage; 1350 Mbps Wi-Fi; Seamless roaming; Captive portal; Supports 802.3af and Passive PoE

Typical Cases

Name	Location
Green Park	England
Peugeot & Citrèon	France
Gratte Brothers	England
TV Skyline	Germany

Name	Location
Shandong Ruyi Group	China
Gansu Jiantou Equipment Co., Ltd.	China
Guangzhou Ousiyi Cultural Development Co., Ltd.	China
Fujian Changfu Dairy Industry Group Co., Ltd.	China

*Quick troubleshooting is being developed and scheduled to be released in 2021.



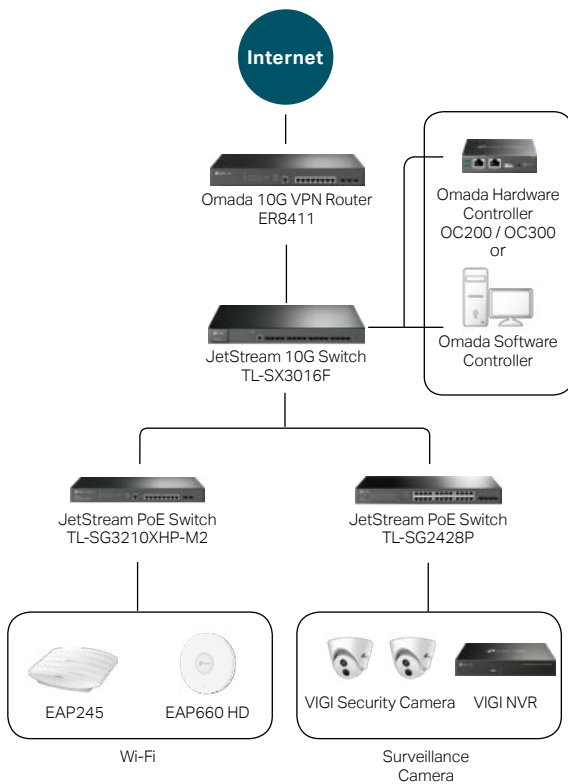
- ✓ Full Wi-Fi coverage in large open spaces
- ✓ Seamless roaming
- ✓ High-concurrent clients
- ✓ Easy deployment in indoor and outdoor areas
- ✓ High network security in public areas

Railway stations, subway stations, airports, and other transportation systems have drawn an increasing interest on the use of wireless communications for critical and noncritical services to improve performance, reliability, and passenger experience. Such places provide internet to passengers not merely as a value added service but as an essential amenity. TP-Link Omada offers full Wi-Fi coverage in these large open spaces to meet the needs of high-concurrent passengers.

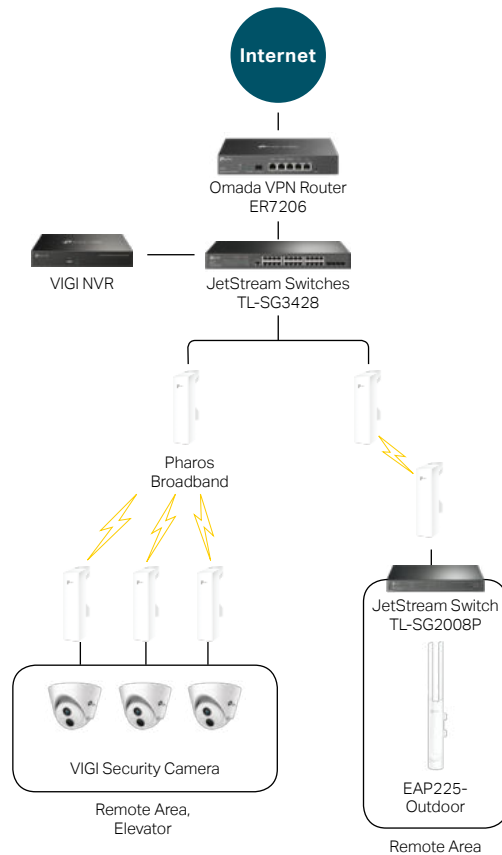
➤ **Network Requirements**

- Complete Wi-Fi coverage in large indoor or outdoor spaces.
- Provide fast, secure, and reliable wireless networks for high-density passengers.
- Captive portal with multiple authentication options to ensure secure and flexible Wi-Fi access.
- Easy installation and deployment to meet diverse requirements for indoor and outdoor environments.
- Easy centralized management and convenient equipment maintenance.
- Advanced security functions to protect the network from threats and ensure network stability.

➤ **Typical Solution Topology**



Indoor Wi-Fi Coverage and Surveillance



Outdoor Long-Distance and Elevator Wi-Fi Coverage and Surveillance

Note: Omada Hardware Controller and Omada Software Controller can also be replaced with the Omada Cloud-Based Controller.

➤ Solution Benefits



Full Wi-Fi Coverage in Large Open Spaces

Ceiling mount APs, outdoor APs, along with Pharos broadband, provide stable and high-speed Wi-Fi for railway stations, airports, bus stations, and subway stations.



Secure Guest Network with Captive Portal

Provide secure guest Wi-Fi access along with multiple authentication options (SMS/Facebook Wi-Fi/Voucher, etc.).



Easy Centralized Management

Centrally manage your access points, switches, routers, and more, anywhere, anytime—all controlled from a single easy-to-use interface.



Easy Installation and Deployment

Easy mount construction, PoE support, Mesh technology, and long-range transmissions from Pharos broadband allow for easy installation and deployment, even in remote indoor and outdoor areas.



High-Density Wi-Fi Deployment

Omada Wi-Fi 6 and Wi-Fi 5 APs improve efficiency and ensure top-tier performance for high-density passengers.



Seamless Roaming for Uninterrupted Streaming

Ensure passengers enjoy uninterrupted streaming when moving around by switching clients automatically to the access points with the optimal signal.



Flexible Network Connections

PoE switches and Pharos broadband provide short to long distance network connections for access points and surveillance cameras.



Protects Your Network from Threats

Utilize powerful firewalls, device security detection and protection, IP-MAC-Port-VLAN Binding, URL identification and filter, WPA3, and more advanced security functions.

➤ Product Recommendations

High-Performance Solutions

Products	Models	Deployment	Features
Routers	ER8411		2× 10G SFP+ ports; 1× Gigabit SFP port + 8× Gigabit RJ45 ports; Up to 11 WAN ports; Firewall; VPN
Switches	TL-SX3016F	Machine room	Full 10 G Connections; 16× 10 G SFP+ Ports
	TL-SG3210XHP-M2		8× 2.5 G 802.3af/at PoE RJ45 ports; 2× 10 G SFP+ slots; 240 W PoE budget
	TL-SG3428XMP		24× Gigabit 802.3af/at PoE RJ45 ports; 4× 10 G SFP+ slots; 384 W PoE budget
	TL-SG3428X		24× Gigabit RJ45 ports; 4× 10 G SFP+ slots
	TL-SG2210MP		8× Gigabit 802.3af/at PoE RJ45 ports; 2× Gigabit SFP slots; 150 W PoE budget
Ceiling Mount APs	EAP660 HD	High-density environments (stations, airports)	Wi-Fi 6 (11AX) improves efficiency in high-density environments; Up to 3,600 Mbps Wi-Fi; 1× 2.5 G RJ45 port; Seamless roaming; Captive portal; Supports 802.3at PoE
	EAP245	Office area, warehouse	Long-range indoor coverage; Dual-band 11AC Wi-Fi with speeds of up to 1,750 Mbps; Seamless roaming; Captive portal; Supports 802.3af and Passive PoE
Outdoor APs	EAP225-Outdoor	Remote Area	Long-range outdoor coverage; Dual band 11AC Wi-Fi with speed of up to 1,200 Mbps; 1× Gigabit RJ45 port; Supports 802.3af and Passive PoE; Mesh; Seamless roaming; IP65 weatherproof enclosure

Cost-Effective Solutions

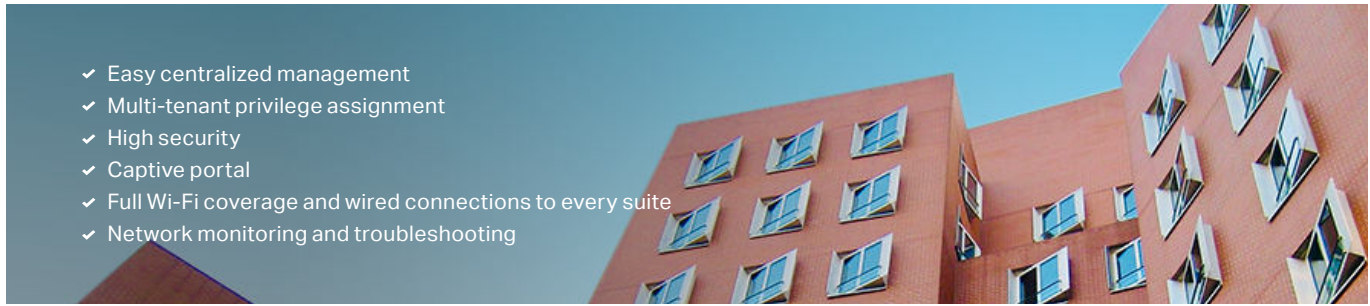
Products	Models	Deployment	Features
Routers	ER7206	Machine room	5× GE RJ45 ports + 1× Gigabit SFP ports; Up to 4 WAN ports; Firewall; VPN
Switches	TL-SG3428	Machine room	24× Gigabit RJ45 Ports; 4× Gigabit SFP Slots
	TL-SG2428P		24× Gigabit 802.3af/at PoE RJ45 ports; 4× Gigabit SFP slots; 250 W PoE budget
	TL-SG2008P		4× Gigabit 802.3af/at PoE RJ45 ports; 4× Gigabit non-PoE RJ45 ports; 62 W PoE budget
Ceiling Mount APs	EAP620 HD	High-density environments (stations, airports)	Wi-Fi 6 (11AX) improves efficiency in high-density environments; Up to 1,800 Mbps Wi-Fi; Seamless roaming; Captive portal; Supports 802.3at PoE
	EAP225	Office area, warehouse	Long-range indoor coverage; 1350 Mbps Wi-Fi; Captive portal; Supports 802.3af and Passive PoE
Outdoor APs	EAP225-Outdoor	Remote Area	Long-range outdoor coverage; 1200 Mbps Wi-Fi; Mesh; Seamless roaming; IP65 weatherproof enclosure; Supports 802.3af and Passive PoE

➤ Typical Cases

Name	Location
Russian Railway	Russia
Shenzhen Airport T4 Terminal (Construction Site)	China

Name	Location
Changchun West Railway Station (Massage Chairs Program)	China
China Railway Shanghai Engineering Bureau	China

Accommodation Residential Buildings | Villas | Dormitories | Apartments | Resorts | and More



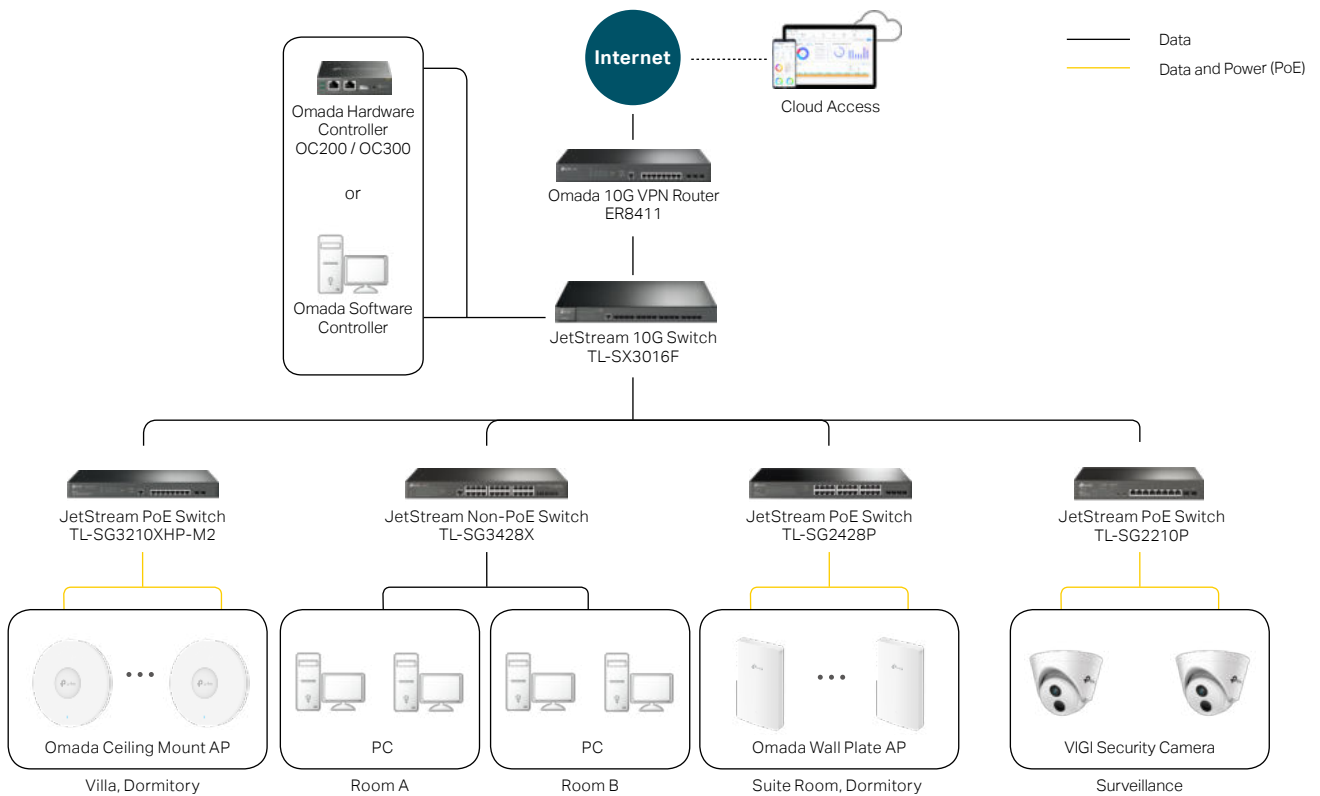
- ✓ Easy centralized management
- ✓ Multi-tenant privilege assignment
- ✓ High security
- ✓ Captive portal
- ✓ Full Wi-Fi coverage and wired connections to every suite
- ✓ Network monitoring and troubleshooting

For people living in residential buildings, like villas, dormitories, and apartments, stable and high-speed Wi-Fi is necessary. People share resources and communicate with each other via wired and wireless connections safely. TP-Link Omada offers central management, real-time network monitoring, and quick network troubleshooting to meet the requirements of different people. It also allows every family to manage the network in his home separately with multi-tenant privilege assignment.

Network Requirements

- Provide stable wired and wireless networks to families and tenants.
- Complete Wi-Fi coverage in all areas of every suite room, villa, dormitory, and outdoor area.
- Centrally manage your access points, switches, and routers.
- Provide secure Wi-Fi access along with multiple authentication options.
- Easy network management and convenient equipment maintenance.

Typical Solution Topology



Solution Benefits



Easy Centralized Management

Centrally manage your access points, switches, routers, and more, in every suite—all controlled from a single easy-to-use interface.



Full Wi-Fi Coverage

Wall plate, ceiling mount, and outdoor APs provide stable and high-speed Wi-Fi for every suite room, villa, and outdoor area.

Note: Omada Hardware Controller and Omada Software Controller can also be replaced with the Omada Cloud-Based Controller



Protects Your Network from Threats

Powerful firewall, device security detection and protection, IP-MAC-Port-VLAN Binding, URL identification and filter, WPA3, and more advanced security functions prevent the risk of attacks.



Secure Authentication with Captive Portal

Captive Portal (SMS/Facebook Wi-Fi/Voucher, etc.) provides secure access to every family or guest.



Know your Whole Network with Easy Monitoring

See your real-time network status and check the network traffic distribution in all suites with Omada's easy-to-use dashboard.



Reliable Wired Connections

The multiple Ethernet ports of thin wall plate APs provide further connections for wired devices and network expansion in every suite. The 2.5 G / 1 G wired connections of switches are also provided.



Assign Different Management Roles

Allow every family to manage the network in their home separately with multi-tenant privilege assignment.



Quickly Troubleshoot to Stabilize the Network*

Locate network faults and analyze potential network problems with Omada's easy-to-use interface and AI-Driven technology.

Product Recommendations

High-Performance Solutions

Products	Models	Deployment	Features
Routers	ER8411	Machine room	2× 10G SFP+ ports; 1× Gigabit SFP port + 8× Gigabit RJ45 ports; Up to 11 WAN ports; Firewall; VPN
Switches	TL-SX3016F		Full 10 G Connections; 16× 10 G SFP+ Ports
	TL-SG3428X		24× Gigabit RJ45 ports; 4× 10 G SFP+ slots
	TL-SG3210XHP-M2		8× 2.5 G 802.3af/at PoE RJ45 ports; 2× 10 G SFP+ slots; 240 W PoE budget
	TL-SG3428XMP		24× Gigabit 802.3af/at PoE RJ45 ports; 4× 10 G SFP+ slots; 384 W PoE budget
Ceiling Mount APs	EAP660 HD	High-density environments (Dormitory)	Wi-Fi 6 (11AX) improves efficiency in high-density environments; Up to 3,600 Mbps Wi-Fi; 1× 2.5 G RJ45 port; Seamless roaming; Captive portal; Supports 802.3at PoE
	EAP245	Hall, villa	Long-range indoor coverage; Dual-band 11AC Wi-Fi with speeds of up to 1,750 Mbps; Seamless roaming; Captive portal; Supports 802.3af and Passive PoE
Wall Plate APs	EAP235-Wall	Suite room	Full in-room Wi-Fi coverage; Dual-band 11AC Wi-Fi with speeds of up to 1,200 Mbps; Thin design; Captive portal; 4× Gigabit RJ45 ports; Supports 802.3af/at PoE input and PoE passthrough
	EAP230-Wall		Full in-room Wi-Fi coverage; Dual-band 11AC Wi-Fi with speeds of up to 1,200 Mbps; Thin design; Captive portal; 2× Gigabit RJ45 ports; Supports 802.3af PoE input
Outdoor APs	EAP225-Outdoor	Outdoor area	Long-range outdoor coverage; Dual-band 11AC Wi-Fi with speeds of up to 1,200 Mbps; 1× Gigabit RJ45 port; Supports 802.3af and Passive PoE; Mesh; Seamless roaming; IP65 weatherproof enclosure

Cost-Effective Solutions

Products	Models	Deployment	Features
Routers	ER7206	Machine room	5× GE RJ45 ports + 1× Gigabit SFP ports; Up to 4 WAN ports; Firewall; VPN;
	ER605		5× GE RJ45 ports; Up to 4 WAN ports; Firewall; VPN
Switches	TL-SG3428X	Machine room	24× Gigabit RJ45 Ports; 4× 10 G SFP+ Slots
	TL-SG2428P		24× Gigabit 802.3af/at PoE RJ45 ports; 4× Gigabit SFP slots; 250 W PoE budget
	TL-SG2008		8× Gigabit RJ45 ports
	TL-SG2210P		8× Gigabit 802.3af/at PoE RJ45 ports; 2× Gigabit SFP slots; 150 W PoE budget
Ceiling Mount APs	EAP620 HD	High-density environments (Dormitory)	Wi-Fi 6 (11AX) improves efficiency in high-density environments; Up to 1,800 Mbps Wi-Fi; Seamless roaming; Captive portal; Supports 802.3at PoE
	EAP225	Hall, villa	Long-range indoor coverage; 1350 Mbps Wi-Fi; Seamless roaming; Captive portal; Supports 802.3af and Passive PoE
Wall Plate APs	EAP225-Wall	Suite room	Full in-room Wi-Fi coverage; Dual-band 11AC Wi-Fi with speeds of up to 1,200 Mbps; Thin design; Captive portal; 4× 10/100 Mbps ports; Supports 802.3af/at PoE input and PoE passthrough
Outdoor APs	EAP110-Outdoor	Outdoor parking, outdoor area	Long-range outdoor coverage; 300 Mbps Wi-Fi; IP65 weatherproof enclosure; Supports Passive PoE

Typical Cases

Name	Location
Dormitory of Ilyas & Mustafa Galadari Group	UAE
Westlite Dormitory	Singapore
1873 Equestrian Resort	India

Name	Location
The Muse Kamphaeng Saen	Thailand
Shenzhen Happy Coast Villa	China
Shanghai Dongfang Hongyu Villa District	China

*Quick troubleshooting is being developed and scheduled to be released in 2021.

HQ and Branch Locations

Hotel Chains | Retail Chains | Restaurant Chains | Company Branches |
University Branches | School Branches | and More



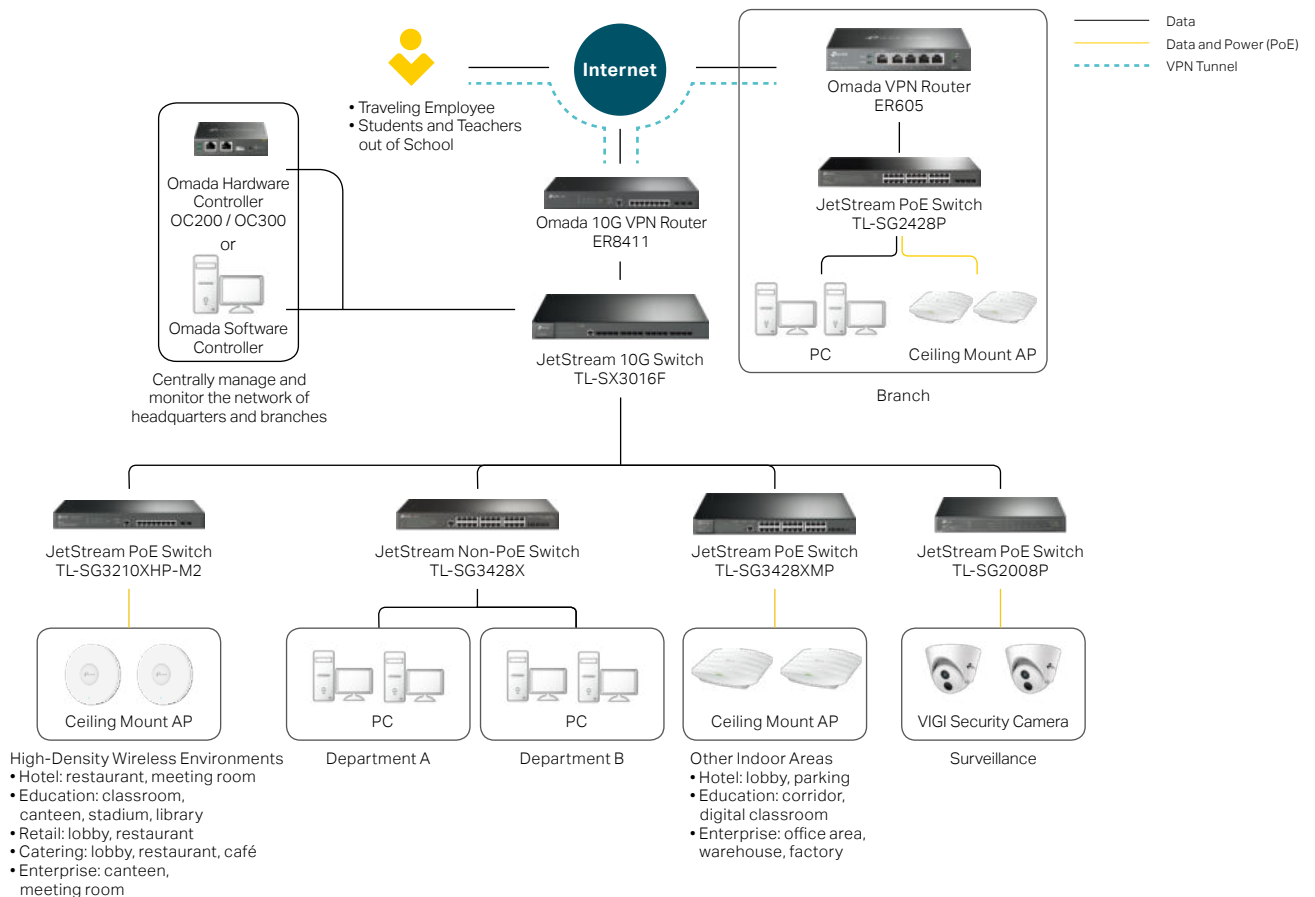
For many industries that have branches, like hotel chains, supermarket chains, restaurant chains, retail chains, company branches, university branches, and school branches, a virtual private network (VPN) is a way for different branches to share resources and communicate with each other. It also provides a secure method by which employees can access internal network servers when out of the office. IT managers at headquarters also need to manage and monitor the whole network and quickly find and repair network issues.

TP-Link Omada offers enterprise-level VPN, real-time network monitoring, and quick network troubleshooting to meet the requirements of headquarters and branches.

▶ Network Requirements

- Provide both wired and wireless clients with fast, secure, and reliable internet access.
- Connect HQ and branches with secure VPN policies.
- Manage and maintain diverse and complex networks in a time-saving and economical way.
- High network stability to ensure uninterrupted business.
- Security strategies that protect digital assets, including threat detection and remediation.

▶ Typical Solution Topology



Note: Omada Hardware Controller and Omada Software Controller can also be replaced with the Omada Cloud-Based Controller

Benefits



High-Security VPN

Allow staff, teachers, and students to visit the internal network even at home, on a business trip, or at branches with a secure and enterprise-standard VPN.



Easy Centralized Management

Centrally manage your access points, switches, routers, and more at different branches—all controlled from a single easy-to-use interface.



Quickly Troubleshoot to Stabilize the Network*

Even when your IT manager is away or there's no IT manager at the branches, quickly locate network faults and analyze potential network issues with Omada's easy-to-use management interface and AI-Driven technology.



Protect Your Network from Threats

Utilize powerful firewalls, device security detection and protection, IP-MAC-Port-VLAN Binding, URL identification and filter and more.



Know Your Whole Network with Easy Monitoring

See your real-time network status and check the network traffic distribution at all branches with Omada's easy-to-use dashboard.

Product Recommendations

Headquarters

Products	Models	Deployment	Features
Routers	ER8411	Machine room	2× 10G SFP+ ports; 1× Gigabit SFP port + 8× Gigabit RJ45 ports; Up to 11 WAN ports; Firewall; VPN
Switches	TL-SX3016F		Full 10 G Connections; 16× 10 G SFP+ Ports
	TL-SG3210XHP-M2		8× 2.5 G 802.3af/at PoE RJ45 ports; 2× 10 G SFP+ slots; 240 W PoE budget
	TL-SG3428XMP		24× Gigabit 802.3af/at PoE RJ45 ports; 4× 10 G SFP+ slots; 384 W PoE budget
	TL-SG3428X	Office area, meeting room	24× Gigabit RJ45 ports; 4× 10 G SFP+ slots
Ceiling Mount APs	EAP660 HD	High-density environments (restaurant, café, canteen, meeting room, classroom, stadium, library)	Wi-Fi 6 (11AX) improves efficiency in high-density environments; Up to 3,600 Mbps Wi-Fi; 1× 2.5 G RJ45 port; Seamless roaming; Captive portal; Supports 802.3at PoE
	EAP245	Office area, warehouse, factory, lobby, parking	Long-range indoor coverage; Dual-band 11AC Wi-Fi with speeds of up to 1,750 Mbps; Seamless roaming; Captive portal; Supports 802.3af and Passive PoE


Branches

Products	Models	Deployment	Features
Routers	ER7206	Machine room	5× GE RJ45 ports + 1× Gigabit SFP ports; Up to 4 WAN ports; Firewall; VPN;
	ER605		5× GE RJ45 ports; Up to 4 WAN ports; Firewall; VPN
Switches	TL-SG3428X	Machine room	24× Gigabit RJ45 ports; 4× 10 G SFP slots
	TL-SG2428P		24× Gigabit 802.3af/at PoE RJ45 ports; 4× Gigabit SFP slots; 250 W PoE budget
	TL-SG2008	Office area, meeting room	8× Gigabit RJ45 ports
	TL-SG2008P	Office area, warehouse, factory, lobby, parking	4× Gigabit 802.3af/at PoE RJ45 ports; 4× Gigabit non-PoE RJ45 ports; 62 W PoE budget
Ceiling Mount APs	EAP620 HD	High-density environments (restaurant, café, canteen, meeting room, classroom, stadium, library)	Wi-Fi 6 (11AX) improves efficiency in high-density environments; Up to 1,800 Mbps Wi-Fi; Seamless roaming; Captive portal; Supports 802.3at PoE
	EAP225	Office area, warehouse, factory, lobby, parking	Long-range indoor coverage; 1350 Mbps Wi-Fi; Seamless roaming; Captive portal; Supports 802.3af and Passive PoE

Typical Cases

Name	Type	Location	Capacity
True (School Project)	ISP & Education	Thailand	300 Branches
McDonald's	Restaurant Chains	Ukraine	Multiple Restaurants
Tsui Wah Restaurant	Restaurant Chains	Hong Kong, China	30 Restaurants
OneSmart Education Group Ltd.	School Branches	China	Over 100 Branches

Public Services Stadiums | Libraries | Concert Halls | Government



- ✓ Full Wi-Fi coverage in large open spaces
- ✓ High-concurrent clients
- ✓ Easy deployment in indoor and outdoor areas
- ✓ High network security in public areas
- ✓ Secure guest network with captive portal (SMS/Facebook Wi-Fi/Voucher, etc.).
- ✓ Easy centralized management

*Quick troubleshooting is being developed and scheduled to be released in 2021.

Typical Cases

Name	Location
Olympic Stadium Grand Torino	Italy
The Institute of Legislation and comparative law under the government of the Russian Federation	Russian
Garrison Public Library	Pakistan

Testimonials



Scan for more info

"We are all thrilled with the Wi-Fi speed, coverage, and reliability of TP-Link's solution."

—Franco Lugani, Director of Communications at Torino FC.




Scan for more info

"The choice for the solution supplier was based on the requirement for urgent introduction of the Wi-Fi networks within the deadlines and limited budget in order to convene conferences, presentations and possibility for centralized monitoring in distant conference rooms of the customer. An additional goal, perfectly handled by the TP-Link equipment, has been the stable Wi-Fi coverage for a building with thick walls and floor slabs. We would like to express special gratitude to TP-Link for profound participation, assistance, and loyalty in this successful project. We are looking for further development of partnership."

—Arthur Kadyrov, Director for business development of INFOTAKTIKA

Big Events Game Tournaments | Exhibitions | Sports | Conferences | and More

- ✓ Convenient installation within a limited time
- ✓ Easy deployment in indoor and outdoor areas
- ✓ High-concurrent clients
- ✓ Reliable connections
- ✓ High network security in public areas
- ✓ Full Wi-Fi coverage in large open spaces
- ✓ Easy centralized management



Typical Cases

Name	Location
Click-Storm eSports Tournament 2016	Russia
The PGL Major Krakow 2017	Romania
East European Comic Con (EECC)	Romania

Name	Location
Beijing ACL2015 International Conference Site	China
The 10th National Minority Games of China	China
The 4th Tianjin International Helicopter Expo	China

Testimonials



Scan for more info

"We chose TP-Link to create our network based on the expert reviews of system administrators in Kazan's internet cafés. TP-Link allowed us to quickly deploy its Wi-Fi access points, which were able to connect over 100 smartphone and tablet-based players to Hearthstone."

—Alexey Talan, CEO at ClickStorm.



Scan for more info

"The TP-Link hardware performed as expected and allowed us to deploy a complex network in a short amount of time, with a minimal amount of troubleshooting required."

—Vlad Rosca, PGL Technical Director



Scan for more info

"TP-Link Romania have provided a high-quality service and the right equipment to meet our requirements in each of the projects we have worked on together. EECC2017 was their toughest challenge so far and they passed with flying colors."

—Marius Radu, EECC Gaming Director.



Product Specifications

Omada Controllers

	On-Premises Controller		Omada Cloud-Based Controller
	Omada Hardware Controller	Omada Software Controller	
Way of Use	Connect to the intranet	Deploy to intranet servers or private clouds	Pay, log in, and use, with zero-touch provisioning
Number of Management Scale	OC200: ≤ 100 APs + 20 Switches + 10 Routers OC300: ≤ 500 APs + 100 Switches + 100 Routers	≤1,500, depending on the PC / server's hardware specifications	Unlimited*
Network Type	Small/Medium local networks	Medium/Large networks	Medium/Large multi-site networks
Pricing Model	Hardware costs	Free	Device license fee

*The management scale of the Omada Cloud-Based Controller may depend on the quantity of purchased device licenses. And not all Omada SDN products are supported by Omada Cloud-Based Controller. Please go to www.tp-link.com/omada-cloud-based-controller/product-list to confirm which models are compatible with Omada Cloud-Based Controller.

➤ Omada Hardware Controllers

Product Picture			
Model		OC200	OC300
Product Description		Omada Hardware Controller	
Main Design	Management Scale**	≤100 APs + 20 Switches + 10 Routers; ≤1,000 Clients	≤500 APs + 100 Switches + 100 Routers; ≤15,000 Clients
	Processor	Dual-Core Cortex-A53 1.2 GHz	Quad-Core Cortex-A72 1.2 GHz
	Memory Information	1 GB DDR3	2 GB DDR4
	Storage	4 GB eMMC	8 GB eMMC
	Interface	2 × 10/100 Mbps Ethernet Ports; 1 × USB 2.0 Port; 1 × Micro USB Port	2 × Gigabit Ethernet Ports; 1 × USB 3.0 Port
Hardware Design	Power Supply	802.3af/at PoE; Micro USB (DC 5 V / Minimum 1A)	100~240 VAC; 50/60 Hz
	Dimensions	3.9 × 3.9 × 1.0 in (100 × 98 × 25 mm)	11.6 × 7.1 × 1.7 in (294 × 180 × 44 mm)
	Environment	Operating Temperature: 0~40 °C (32~104 °F); Storage Temperature: -40~70 °C (-40~158 °F); Operating Humidity: 10~90% RH non-condensing; Storage Humidity: 5~90% RH non-condensing	
Device Management	Support Devices	TP-Link Omada EAP Series, JetStream Switches, Omada Routers***	
	AP Automatic Discovery	•	
	AP Unified Configuration	•	
	L3 Management	•	
	Reboot Schedule	•	
	Online Firmware Upgrade	•	
Security	Management VLAN	•	
	MAC Filter	•	
	Encryption	WPA-Personal/Enterprise, WPA2-Personal/Enterprise, WPA3-SAE/Enterprise	
	Access Control	•	
	SSID to VLAN Mapping	•	
Wireless Function	Captive Portal	SMS, Facebook Wi-Fi, Voucher, Local User, Simple Password, External RADIUS Portal	
	Seamless Roaming	•	
	Mesh	•	
	Band Steering	•	
	Load Balance	•	
	Beamforming	•	
	Rate Limit	Based on SSID/Client	
	Transmit Power Adjustment	•	
	Wireless Schedule	•	

**Actual quantity of managed devices and clients may vary according to network conditions.

***Not all JetStream switches can be centrally managed by Omada Controllers, please refer to the following pages to find the supported models.

Omada Wi-Fi 6 Access Points








Wi-Fi 6							
Ceiling Mount AP							
Product Picture							
Model	EAP680 HD*	EAP670*	EAP660 HD	EAP650*	EAP620 HD	EAP610	
Product Description	AX6000 Ceiling Mount Wi-Fi 6 Access Point	AX5400 Ceiling Mount Wi-Fi 6 Access Point	AX3600 Ceiling Mount Wi-Fi 6 Access Point	AX3000 Ceiling Mount Wi-Fi 6 Access Point	AX1800 Ceiling Mount Wi-Fi 6 Access Point	AX1800 Ceiling Mount Wi-Fi 6 Access Point	
Main Design	Wi-Fi Class	AX6000	AX5400	AX3600	AX3000	AX1800	AX1800
	Wi-Fi Speed (2.4 GHz)	1148 Mbps	574 Mbps	1148 Mbps	574 Mbps	574 Mbps	574 Mbps
	Wi-Fi Speed (5 GHz)	4804 Mbps	4804 Mbps	2402 Mbps	2402 Mbps	1200 Mbps	1200 Mbps
	Ethernet Ports	1× 10 G	1× 2.5 G	1× 2.5 G	1×GE	1× GE	1× GE
	Antennas	4×4 dBi (2.4G) 4×5 dBi (5G_1) 4×5 dBi (5G_2)	2×4 dBi (2.4G) 4×5 dBi (5G)	4×4 dBi (2.4G) 4×5 dBi (5G)	2×4 dBi (2.4G) 2×5 dBi (5G)	2×4 dBi (2.4G) 2×5 dBi (5G)	2×4 dBi (2.4G) 2×5 dBi (5G)
	Power Supply	802.3at PoE or 12 V DC	802.3at PoE or 12V DC	802.3at PoE or 12V DC	802.3at PoE or 12V DC	802.3at PoE or 12V DC	802.3at PoE or 12V DC
	Mounting	Ceiling/ Wall mounting (Kits included)					
	Dimensions (W × D × H)	15.2 × 15.2 × 2.9 in (390 × 390 × 73 mm)	9.6 × 9.6 × 2.5 in (243 × 243 × 64 mm)				
Environment	Operating Temperature: 0–40 °C (32–104 °F); Storage Temperature: -40–70 °C (-40–158 °F); Operating Humidity: 10–90% RH non-condensing; Storage Humidity: 5–90% RH non-condensing						
Management	Omada Software Controller				•		
	Omada Hardware Controller				•		
	Cloud Access				•		
	Omada App				•		
	Standalone Management				•		
Wireless Functions	1024-QAM				•		
	4× Longer OFDM Symbol				•		
	OFDMA				•		
	BSS Coloring				•		
	Mesh†	•	Developing		•	Developing	•
	Seamless Roaming†				•		
	MU-MIMO				•		
	Beamforming				•		
	Airtime Fairness				•		
	Band Steering				•		
	Load Balancing / Rate Limit				•		
	Wireless / Reboot Schedule				•		
	Automatic Channel Assignment				•		
	Transmit Power Control	Adjust Transmit Power on dBm					
	Multiple SSIDs	16 (8 on each radio)					
Security	Captive Portal (Facebook Wi-Fi, SMS, Voucher, etc.)				•		
	Access Control				•		
	Wireless MAC Address Filtering				•		
	SSID to VLAN Mapping				•		
	Rogue AP Detection				•		
	802.1X Support				•		
	WPA3				•		
Encryption	WPA-Personal/Enterprise, WPA2-Personal/Enterprise						

*These products are being developed and the product images and specifications are for reference only.
†Omada Mesh and Seamless Roaming require the use of Omada Controllers.

Omada Wi-Fi 6 Access Points





Wi-Fi 6							
		Outdoor AP			Wall Plate AP		
Product Picture							
Model		EAP670-Outdoor*	EAP650-Outdoor*	EAP610-Outdoor*	EAP655-Wall*	EAP650-Wall*	EAP615-Wall
Product Description		AX5400 Indoor/Outdoor Wi-Fi 6 Access Point	AX3000 Indoor/Outdoor Wi-Fi 6 Access Point	AX1800 Indoor/Outdoor Wi-Fi 6 Access Point	AX3000 Wall Plate Wi-Fi 6 Access Point	AX3000 Wall Plate Wi-Fi 6 Access Point	AX1800 Wall Plate Wi-Fi 6 Access Point
Main Design	Wi-Fi Class	AX5400	AX3000	AX1800	AX3000	AX3000	AX1800
	Wi-Fi Speed (2.4 GHz)	574 Mbps	574 Mbps	574 Mbps	574 Mbps	574 Mbps	574 Mbps
	Wi-Fi Speed (5 GHz)	4804 Mbps	2402 Mbps	1201 Mbps	2402 Mbps	2402 Mbps	1201 Mbps
	Ethernet Ports	1× 2.5 G	1× GE	1× GE	4× GE	2× GE (TBD)	4× GE
	Antennas	2×4 dBi (2.4G) 2×5 dBi (5G)	2×4 dBi (2.4G) 2×5 dBi (5G)	2×4 dBi (2.4G) 2×5 dBi (5G)	2×3 dBi (2.4G) 2×3 dBi (5G)	2×3 dBi (2.4G) 2×3 dBi (5G)	2×4 dBi (2.4G) 2×4 dBi (5G)
	Power Supply	802.3at PoE 48V/0.5A Passive PoE	802.3at PoE 48V/0.5A Passive PoE	802.3at PoE 48V/0.5A Passive PoE	802.3at/af PoE	802.3af PoE	802.3at/af PoE
	Mounting	Pole/Wall Mounting (Kits Included)			Wall Plate Mounting (Kits Included)		
	Dimensions (W × D × H)	11.0 × 4.2 × 2.2 in (280.4 × 106.5 × 56.8 mm)			5.6 × 3.4 × 0.8 in (143 × 86 × 20 mm)	3.4 × 3.4 × 1.2 in (86.8 × 86.8 × 30.2 mm)	5.6 × 3.4 × 0.8 in (143 × 86 × 20 mm)
Environment	Operating Temperature: -30–60°C (-22–140°F); Storage Temperature: -40–70 °C (-40–158 °F); Operating Humidity: 10–90% RH non-condensing; Storage Humidity: 5–90% RH non-condensing			Operating Temperature: 0–40 °C (32–104 °F); Storage Temperature: -40–70 °C (-40–158 °F); Operating Humidity: 10–90% RH non-condensing; Storage Humidity: 5–90% RH non-condensing			
Management	Omada Software Controller				•		
	Omada Hardware Controller				•		
	Cloud Access				•		
	Omada App				•		
	Standalone Management				•		
Wireless Functions	1024-QAM				•		
	4× Longer OFDM Symbol				•		
	OFDMA				•		
	BSS Coloring				•		
	Mesh†	•			-		
	Seamless Roaming†	•			-		
	MU-MIMO	•			-		•
	Beamforming				•		
	Airtime Fairness	•			-		
	Band Steering				•		
	Load Balancing / Rate Limit				•		
	Wireless / Reboot Schedule				•		
	Automatic Channel Assignment				•		
	Transmit Power Control	Adjust Transmit Power on dBm					
Multiple SSIDs	16 (8 on each radio)						
Security	Captive Portal (Facebook Wi-Fi, SMS, Voucher, etc.)				•		
	Access Control				•		
	Wireless MAC Address Filtering				•		
	SSID to VLAN Mapping				•		
	Rogue AP Detection				•		
	802.1X Support				•		
	WPA3				•		
Encryption	WPA-Personal/Enterprise, WPA2-Personal/Enterprise						

Omada Wi-Fi 5 Access Points

Wi-Fi 5								
Product Picture	Ceiling Mount AP			Outdoor AP	Wall Plate AP			
								
Model	EAP265 HD	EAP245	EAP225	EAP225-Outdoor	EAP235-Wall	EAP230-Wall	EAP225-Wall	
Product Description	AC1750 Wireless MU-MIMO Gigabit CeilingMount Access Point	AC1750 Wireless MU-MIMO Gigabit Ceiling Mount Access Point	AC1350 Wireless MU-MIMO Gigabit Ceiling Mount Access Point	AC1200 Wireless MU-MIMO Gigabit Indoor/Outdoor Access Point	AC1200 Wireless MU-MIMO Gigabit Wall Plate Access Point	AC1200 Wireless MU-MIMO Gigabit Wall Plate Access Point	AC1200 Wireless MU-MIMO Wall Plate Access Point	
Main Design	Wi-Fi Class	AC1750	AC1750	AC1350	AC1200	AC1200	AC1200	
	Wi-Fi Speed (2.4 GHz)	450 Mbps	450 Mbps	450 Mbps	300 Mbps	300 Mbps	300 Mbps	
	Wi-Fi Speed (5 GHz)	1300 Mbps	1300 Mbps	867 Mbps	867 Mbps	867 Mbps	867 Mbps	
	Ethernet Ports	2× GE	2× GE	1× GE		4× GE	2× GE	4× 10/100 Mbps
	Antennas	3× 3.5 dBi (2.4 G) 3× 4 dBi (5 G)	3× 3.5 dBi (2.4 G) 3× 4 dBi (5 G)	3× 4 dBi (2.4 G) 2× 5 dBi (5 G)	2× 3 dBi (2.4 G) 2× 4 dBi (5 G)	2× 4 dBi (2.4 G) 2× 4 dBi (5 G)	2× 3 dBi (2.4 G) 2× 4 dBi (5 G)	2× 3 dBi (2.4G) 2× 4 dBi (5G)
	Power Supply	802.3af PoE 48V/0.5A Passive PoE		802.3af PoE 24V/0.5A Passive PoE	802.3af PoE 24V Passive PoE	802.3af/at PoE	802.3af PoE	802.3af/at PoE
	Mounting	Ceiling/Wall Mounting (Kits Included)			Pole/Wall Mounting (Kits Included)	Wall Plate Mounting (Kits Included)		
	Dimensions (W × D × H)	8.1 × 7.1 × 1.5 in (205.5 × 181 × 37.1 mm)			8.5 × 1.8 × 1.1 in (215 × 46 × 27 mm)	5.6 × 3.4 × 0.8 in (143 × 86 × 19.7 mm)	3.4 × 3.4 × 1.2 in (86.8 × 86.8 × 30.2 mm)	5.6 × 3.4 × 0.8 in (143 × 86 × 19.7 mm)
	Environment	Operating Temperature: 0–40 °C (32–104 °F); Storage Temperature: –40–70 °C (–40–158 °F); Operating Humidity: 10–90% RH non-condensing; Storage Humidity: 5–90% RH non-condensing			Operating Temperature: –30–70 °C (–22–158 °F); Storage Temperature: –40–70 °C (–40–158 °F); Operating Humidity: 10–90% RH non-condensing; Storage Humidity: 5–90% RH non-condensing	Operating Temperature: 0–40 °C (32–104 °F); Storage Temperature: –40–70 °C (–40–158 °F); Operating Humidity: 10–90% RH non-condensing; Storage Humidity: 5–90% RH non-condensing		
Management	Omada Software Controller				•			
	Omada Hardware Controller				•			
	Cloud Access				•			
	Omada App				•			
	Standalone Management				•			
Wireless Functions	Mesh†				•			
	Seamless Roaming†				•			
	MU-MIMO				•			
	Beamforming				•			
	Airtime Fairness				•			
	Band Steering				•			
	Load Balancing / Rate Limit				•			
	Wireless / Reboot Schedule				•			
	Automatic Channel Assignment				•			
	Transmit Power Control				Adjust Transmit Power on dBm			
Security	Captive Portal (Facebook Wi-Fi, SMS, Voucher, etc.)				•			
	Access Control				•			
	Wireless MAC Address Filtering				•			
	SSID to VLAN Mapping				•			
	Rogue AP Detection				•			
	802.1X Support				•			
	Encryption				WPA-Personal/Enterprise, WPA2-Personal/Enterprise			

†Omada Mesh and Seamless Roaming require the use of Omada Controllers.

Omada Wi-Fi 4 Access Points

Wi-Fi 4					
Product Picture		Ceiling Mount AP		Outdoor AP	Wall Plate AP
					
Model		EAP115	EAP110	EAP110-Outdoor	EAP115-Wall
Product Description		300 Mbps Wireless N Ceiling Mount Access Point	300 Mbps Wireless N Ceiling Mount Access Point	300 Mbps Wireless N Outdoor Access Point	300 Mbps Wireless N Wall Plate Access Point
Main Design	Wi-Fi Class	N300		N300	N300
	Wi-Fi Speed (2.4 GHz)	300 Mbps			
	Wi-Fi Speed (5 GHz)	-			
	Ethernet Ports	1 × 10/100 Mbps			2 × 10/100 Mbps
	Antennas	2 × 4 dBi (2.4 G)		2 × 3 dBi (2.4 G)	2 × 1.8 dBi (2.4 G)
	Power Supply	802.3af PoE 9W/0.6A DC	24V/0.5A Passive PoE	24V Passive PoE	802.3af PoE
	Mounting	Ceiling/Wall Mounting (Kits Included)		Pole/Wall Mounting (Kits Included)	Wall Plate Mounting (Kits Included)
	Dimensions (W × D × H)	7.5 × 6.8 × 1.2 in (189.4 × 172.3 × 29.5 mm)		8.5 × 1.8 × 1.1 in (215 × 46 × 27 mm)	3.4 × 3.4 × 1.2 in (86.8 × 86.8 × 30.2 mm)
	Environment	Operating Temperature: 0–40 °C (32–104 °F); Storage Temperature: -40–70 °C (-40–158 °F); Operating Humidity: 10–90% RH non-condensing; Storage Humidity: 5–90% RH non-condensing		Operating Temperature: -30–70 °C (-22–158 °F); Storage Temperature: -40–70 °C (-40–158 °F); Operating Humidity: 10–90% RH non-condensing; Storage Humidity: 5–90% RH non- condensing	Operating Temperature: 0–40 °C (32–104 °F); Storage Temperature: -40–70 °C (-40–158 °F) Operating Humidity: 10–90% RH non-condensing; Storage Humidity: 5–90% RH non-condensing
Management	Omada Software Controller	•			
	Omada Hardware Controller	•			
	Cloud Access	•			
	Omada App	•			
	Standalone Management	•			
Wireless Functions	Mesh†	-			
	Seamless Roaming†	-			
	MU-MIMO	-			
	Beamforming	-			
	Airtime Fairness	-			
	Band Steering	-			
	Load Balancing / Rate Limit	•			
	Wireless / Reboot Schedule	•			
	Automatic Channel Assignment	•			
	Transmit Power Control	Adjust Transmit Power on dBm			
	Multiple SSIDs	8			
Security	Captive Portal (Facebook Wi-Fi, SMS, Voucher, etc.)	•			
	Access Control	•			
	Wireless MAC Address Filtering	•			
	SSID to VLAN Mapping	•			
	Rogue AP Detection	•			
	802.1X Support	•			
	Encryption	WPA-Personal/Enterprise, WPA2-Personal/Enterprise			




JetStream Switches by Omada SDN

	Full 10G			2.5 GE + 10 G Uplink	1 GE + 10G Uplink				
Product Picture									
Model	TL-SX3016F*	TL-SX3008F	TL-SX3206HPP	TL-SG3210XHP-M2	TL-SG3452XP	TL-SG3452X	TL-SG3428XMP	TL-SG3428X	
RJ45 Ports	-		4× 10 GE	8× 2.5 GE	48× Gigabit		24× Gigabit	24× Gigabit	
Fiber Ports	16× 10 G SFP+	8× 10 G SFP+	2× 10 G SFP+		4× 10 G SFP+				
Console Ports	1 RJ45 + 1 Micro-USB								
Installation	Rackmount								
PoE Standards	-		802.3bt/at/af	802.3at/af PoE		-		802.3at/af PoE	-
PoE Ports	-		4	8	48	-		24	-
PoE Budget	-		200 W (TBD)	240 W	500 W (TBD)	-		384 W	-
Switching Capacity	320 Gbps	160 Gbps	120 Gbps	80 Gbps	176 Gbps	176 Gbps	128 Gbps		
MAC Address Table	32 K			16 K	32 K (TBD)		16 K		
802.1Q VLAN									•
Voice VLAN									•
LLDP-MED									•
STP/RSTP/MSTP									•
IGMP Snooping									•
ACL / SNMP									•
Omada Hardware/ Software Controller									•
Cloud Access									•
Omada App									•
Standalone Mode									•

	1 GE											FE
Product Picture												
Model	TL-SG3452P V2	TL-SG3452	TL-SG3428MP V3	TL-SG3428 V2	TL-SG3210 V3	TL-SG2428P V2	TL-SG2218	TL-SG2210MP V2	TL-SG2210P V4	TL-SG2008P V2	TL-SG2008 V4	TL-SL2428P V4.2
RJ45 Ports	48× Gigabit	48× Gigabit	24× Gigabit	24× Gigabit	8× Gigabit	24× Gigabit	16× Gigabit	8× Gigabit	8× Gigabit	8× Gigabit	8× Gigabit (including 1 PD Port)	24× 10/100 Mbps + 2× Gigabit
Fiber Ports	4× Gigabit SFP	4× Gigabit SFP	4× Gigabit SFP	4× Gigabit SFP	2× Gigabit SFP	4× Gigabit SFP	2× Gigabit SFP	2× Gigabit SFP	2× Gigabit SFP	-	-	-
GE/SFP Combo Ports	-	-	-	-	-	-	-	-	-	-	-	2× Gigabit
Console Ports	1 RJ45 + 1 Micro-USB											-
Installation	Rackmount	Rackmount	Rackmount	Rackmount	Rackmount / Desktop	Rackmount	Rackmount	Rackmount / Desktop	Desktop / Wall Mounting	Desktop / Wall Mounting	Desktop / Wall Mounting	Rackmount
PoE Standards	802.3at/af PoE	-	802.3at/af PoE	-	-	802.3at/af PoE	-	802.3at/af PoE	802.3at/af PoE	802.3at/af PoE	-	802.3at/af PoE
PoE Ports	48	-	24	-	-	24	-	8	8	4	-	24
PoE Budget	384 W	-	384 W	-	-	250 W	-	150 W	61 W	62 W	-	250 W
Switching Capacity	104 Gbps	104 Gbps	56 Gbps	56 Gbps	20 Gbps	56 Gbps	36 Gbps	20 Gbps	20 Gbps	16 Gbps	16 Gbps	12.8 Gbps
MAC Address Table	16 K	16 K	16 K	16 K	8 K	8 K	8 K	8 K	8 K	8 K	8 K	8 K
802.1Q VLAN	•	•	•	•	•	•	•	•	•	•	•	•
Voice VLAN	•	•	•	•	•	•	•	•	•	•	•	•
LLDP-MED	•	•	•	•	•	•	•	•	•	•	•	•
STP/RSTP	•	•	•	•	•	•	•	•	•	•	•	•
IGMP Snooping	•	•	•	•	•	•	•	•	•	•	•	•
ACL / SNMP	•	•	•	•	•	•	•	•	•	•	•	•
Omada Hardware/ Software Controllers	•	•	•	•	•	•	•	•	•	•	•	•
Cloud Access	•	•	•	•	•	•	•	•	•	•	•	•
Omada App	•	•	•	•	•	•	•	•	•	•	•	•
Standalone Mode	•	•	•	•	•	•	•	•	•	•	•	•

*These products are being developed. The product images are design sketches for reference only. Models and specifications may vary.

Omada Routers

Product Picture				
Model		ER8411	ER7206	ER605
Product Description		Omada 10G VPN Router		
Omada SDN Integration		●		
Hardware	Interface	2× 10GE SFP+ Ports (1 WAN, 1 WAN/LAN) 1× GE SFP WAN/LAN Ports 8× GE RJ45 WAN/LAN Ports 1× RJ45 Console Ports 2× USB Ports	6× Gigabit Ports (1× SFP WAN, 1× RJ45 WAN, 2× RJ45 WAN/LAN, 2× RJ45 LAN)	5× Gigabit RJ45 Ports (1× WAN, 3× WAN/LAN, 2× LAN)
	VPN Encryption Accelerator	●		
	Power Supply	100–240 VAC, 50/60 Hz	100–240 VAC, 50/60 Hz	External 9V/0.85A DC Adapter
	RPS (Redundant Power Supply)	●		
	Certifications	CE, FCC, RoHS		
	Dimensions (W x D x H)	17.3×8.7×1.7 in (440×220×44 mm)	8.9×5.2×1.4 in (226×131×35 mm)	6.2×4.0×1.0 in (158×101×25 mm)
Environment	Operating Temperature: 0–40 °C (32–104 °F); Storage Temperature: -40–70 °C (-40–158 °F) Operating Humidity: 10–90% RH Non-Condensing; Storage Humidity: 5–90% RH Non-Condensing			
Performance	Concurrent Sessions	(TBD)	150,000	25,000
	NAT Throughput	(TBD)	940 Mbps	940 Mbps
	IPSec VPN Throughput	(TBD)	294 Mbps	41.5 Mbps
	WAN Connection Type	Static/Dynamic IP, PPPoE, PPTP, L2TP	Static/Dynamic IP, PPPoE, PPTP, L2TP	Static/Dynamic IP, PPPoE, PPTP, L2TP
	Rate Limit	●	●	●
	Port VLAN	●	●	●
	Multiple-Net DHCP	●	●	●
	802.1Q VLAN	●	●	●
	IPTV	●	●	●
	IPv6	●	●	●
LTE Backup	●	-	-	
Controller Integrated	● (TBD)	-	-	
IPSec VPN	IPSec VPN Tunnel	(TBD)	100	20
	Authentication	(TBD)	MD5/SHA1	
	Encryption	(TBD)	DES, 3DES, AES128, AES192, AES256	
	IPSec NAT Traversal (NAT-T)	●	●	●
	Dead Peer Detection (DPD)	●	●	●
Perfect Forward Secrecy (PFS)	(TBD)	DH1/DH2/DH5		
PPTP VPN	PPTP VPN Tunnels	(TBD)	50	16
	PPTP VPN Server	●	●	●
	PPTP VPN Client	●	●	●
	PPTP With MPPE Encryption	●	●	●
L2TP VPN	L2TP VPN Tunnels	(TBD)	50	16
	L2TP VPN Server	●	●	●
	L2TP VPN Client	●	●	●
	L2TP Over IPSec	●	●	●
OpenVPN	OpenVPN Tunnels*	(TBD)	50	16
SSL VPN	SSL VPN	●(TBD)	-	-
Security	Access Control List	●	●	●
	URL/Keyword Filter	●	●	●
	Domain Filter	●	●	●
	DoS Defense	●	●	●
	ARP Inspection	●	●	●
	MAC Filter	●	●	●
Load Balance	Line Backup	●	●	●
	Online Detection	●	●	●
	Smart Load Balance	●	●	●
NAT	One-to-One NAT	●	●	●
	Multiple-nets NAT	●	●	●
	Virtual Server	●	●	●
	Port Triggering	●	●	●
	ALG	●	●	●
Routing	Static Routing	●	●	●
	Policy Routing	●	●	●
QoS	Guarantee Max & Min Bandwidth	●	●	●
	Bandwidth Control By IP/Port	●	●	●
	Session Limit By IP	●	●	●
Web Authentication	Local User Authentication	●	●	●
	Radius Sever Authentication	●	●	●
Service	Onekey Online	●	●	●
	Dynamic DNS	●	DynDNS, No-IP, Peanuthull, Comexe	
	UPnP	●	●	●
System Management	Centralized Cloud Management	●	●	●
	SNMP	v1/v2c/v3	v1/v2c/v3	
	Web Interface	●	●	●

*These features require the use of Omada Hardware Controller, Software Controller, or Cloud-Based Controller

